

**ANTI-LESBIAN, GAY, TRANSGENDER AND BISEXUAL  
VIOLENCE IN 2000**

**A Report of the  
National Coalition of Anti-Violence Programs**



*The production of this report was coordinated by the*  
**New York City Gay and Lesbian Anti-Violence Project**

240 West 35th Street, Suite 200

New York, NY 10001

Telephone 212-714-1884

Richard S. Haymes, Executive Director  
Clarence Patton, Director of Community Organizing & Public Advocacy  
Carl Locke, CSW, Director of Client Services

*Writing: Ken Moore*

*Original Graphic Design: David Smoak*

*Illustration: NYC Gay & Lesbian AVP based on designs by Arch Garland*

2001 PRELIMINARY EDITION

Copyright © 2001 by National Coalition of Anti-Violence Programs

All Rights Reserved.

Reproduction in whole or in part prohibited, without prior written permission from NCAVP.

# TABLE OF CONTENTS

<b>Executive Summary</b> .....	<b>1</b>
Introduction.....	1
Highlights of Findings .....	1
Summary of Recommendations .....	3
<b>Part 1. About This Report</b> .....	<b>7</b>
Introduction: Assessing a Changing Epidemic of Violence .....	7
Limitatons of This and Other Reporting Efforts.....	9
Organization of Presentation.....	10
<b>Part 2. Data, Trends and Analysis.....</b>	<b>11</b>
Section 1. Incidents.....	11
Total Number of Incidents.....	11
Murders .....	11
Assaults and Attempted Assaults.....	13
Harassment and Intimidation.....	15
Other Crimes and Offenses .....	17
Section 2. Offenders .....	18
Section 3. Victims .....	22
Section 4. Police Response .....	25
<b>Part 3. Recommendations .....</b>	<b>29</b>
<b>Part 4. Local Reports.....</b>	<b>33</b>
Chicago.....	34
Colorado.....	35
Columbus.....	36
Houston .....	38
Los Angeles .....	39
Massachusetts .....	40
Michigan.....	42
Minnesota .....	43
New York City.....	44
Providence .....	46
San Francisco.....	47
Additional Reports .....	51
Connecticut.....	51
Cleveland .....	51
Cincinnati.....	52
<b>Supplement 1. Case Intake/Incident Tracking Form .....</b>	<b>55</b>
<b>Supplement 2. Comprehensive Data .....</b>	<b>61</b>

# EXECUTIVE SUMMARY

## Introduction

This is a report about bias violence targeting lesbian, gay, transgender and bisexual (LGTB) individuals in the U.S. Its author is the National Coalition of Anti-Violence Programs (NCAVP), a network of 26 anti-violence organizations that monitor and respond to incidents of bias, domestic, HIV-related and other forms of violence affecting the LGTB community.

Eleven NCAVP members collected detailed information about anti-LGTB incidents occurring in their cities and regions throughout 1999 and 2000, and these data constitute the basis for most of the analysis in this report. Three other NCAVP members contributed supplementary information, such as individual case narratives, incident data and qualitative descriptions of anti-LGTB violence in their communities. While not incorporated within the main body of analysis in this report, their observations have been cited in other appropriate contexts throughout.

With just eleven primary contributors, this edition of NCAVP's report has come to rely on a smaller set of data than in several years. The reduction is largely the result of capacity and resource challenges within a growing number of NCAVP's member agencies, typically reflecting poor or declining funding for their work. NCAVP hopes that this report will not only draw greater attention to the incidents and trends it documents, but also highlight the need for broader responses to bias violence at the community level.

## Highlights of Findings

The total amount of anti-LGTB violence documented by NCAVP increased significantly between 1999 and 2000. The number of separate incidents grew by 8%, from 1,992 to 2,151; and the number of victims increased by 10%, from 2,249 to 2,475.

The number of offenders also grew, from 3,262 to 3,344, representing a smaller percentage increase of 3%. As a result, there were a slightly smaller average number of reported offenders per incident in 2000 than in 1999, 1.58 v. 1.64.

As has been typical of NCAVP's annual report findings in the past, changes in the amount and character of anti-LGTB violence were not uniform across the country. Increases in the number of incidents were reported by seven of the NCAVP members: Chicago (+5%), Colorado (+66%), Los Angeles (+3%), Michigan (+26%), Minnesota (+147%), New York (+5%) and San Francisco (+7%). Four others reported decreases: Columbus (-4%), Houston (-13%), Massachusetts (-13%) and Providence (-22%). The mean rate of increase among agencies report-

## 1999-2000 TRENDS SUMMARY

*Italicized categories are tracked by NCAVP primarily in relation to other violent crimes/offenses, and should not be interpreted to reflect general trends.*

### TOTAL INCIDENTS +8%

Murder -43%  
Assault w/weapon +11%  
Attempted assault w/weapon +28%  
Assault w/o weapon +4%  
Total assault/attempted assault +8%  
Intimidation +17%  
Harassment +16%  
Sexual assault/rape -8%  
Abduction/kidnapping -50%  
Extortion/blackmail -75%  
Bomb threat/bombing -63%  
*Illegal eviction -20%*  
Police entrapment +17%  
Unjustified arrest +40%  
Police raid -30%  
*Discrimination +96%*  
Arson -36%  
Vandalism -15%  
Robbery +14%  
Larceny/burglary/theft -16%  
*HIV/AIDS-related +61%*  
Transgender-related +21%

Weapons involved in incidents +3%  
Bats, clubs, blunt objects +3%  
Bottles, bricks, rocks +53%  
Firearms -39%  
Knives and sharp objects +24%  
Rope, restraints +200%  
Vehicle +131%  
Other -42%

## **1999-2000 TRENDS SUMMARY**

---

### Incident locations:

- Police precinct/jail +10%
- Private residence +5%
- Public transportation +47%
- Street/public area -1%
- Workplace +32%
- Public accommodation +45%
- Cruising area -5%
- School/college -8%
- LGTB/HIV institution +19%
- In/around LGTB bar +12%
- LGTB event/parade/rally -86%
- Other +28%

### **TOTAL VICTIMS +10%**

### Extent of injuries:

- No injuries +28%
- Minor injuries +19%
- Serious injuries -41%

### Of victims injured:

- No medical attention required +43%
- Needed but not received +8%
- Outpatient treatment received +22%
- Hospitalized -22%

### **TOTAL OFFENDERS +3%**

- Acquaintance/friend +34%
- Employer/co-worker +13%
- Ex-lover +44%
- Landlord/tenant/neighbor +18%
- Law enforcement officer -8%
- Lover/partner -39%
- Pick-up +1%
- Relative/family member +25%
- Roommate +3%
- Security force/bouncer +161%
- Service provider +32%
- Stranger -3%
- Other +57%

### Number of offenders in incidents:

- One -11%
- Two-three +19%
- Four-nine +36%
- Ten or more +119%

ing growth in the number of incidents was 37%; the mean rate of decrease among those reporting a decline was 13%. The mean rate of change overall was +19%.

Despite its variability at the local level, the overall growth in incidents, victims and offenders between 1999 and 2000 is the primary new trend highlighted in this report, especially since it reverses a more modest (-3%) decline in the number of incidents that a larger number of NCAVP's members documented between 1998 and 1999. In other respects, however, the conclusions that can be drawn from NCAVP's 1999-2000 findings are mixed, with gains in some areas matched by new challenges in others. For example:

While there were more anti-LGTB incidents, victims and offenders in 2000 than in 1999, the number of exceptionally violent acts appeared to decrease. Led by significant reductions in Houston, Michigan, New York and San Francisco, the number of bias-related murders documented by NCAVP dropped considerably between 1999 and 2000, from 28 to 16 (-43%). However, the number of murders increased in three of the reporting regions (Chicago, Colorado and Columbus), and there were numerous reports of homicides throughout the year in portions of the country (especially the south) where there were no NCAVP member agencies to collect data for this report.

The number of victims suffering serious injuries in the reporting regions also dropped in 2000 relative to 1999 levels, by nearly the same rate (-41%) as the decline in murders. So, too did the reported number of hospitalizations, by 22%. On the other hand, the number of victims reported to have suffered less serious injuries increased by 19%, as did the numbers of those who received or reported that they needed outpatient medical treatment, (+22% and +8%, respectively).

The number of actual and attempted assaults continued to grow. Despite the reduction in serious incident outcomes, incidents featuring assault climbed by 8% in 2000, or by the same amount as the growth in incidents overall (sexual assaults and rapes declined, however, by 9%, and kidnappings/abductions dropped from 14 to 7 cases). The highest rate of growth (+28%) was in attempted assaults with a weapon, and among the weapons that gained prominence in 2000, projectile objects (+53%), motor vehicles (+131%) and knives and other sharp objects (+24%) led the field. The use of firearms declined significantly (-39%), however, as did weapons classified as "other" (-42%).

Incidents incorporating harassment and intimidation grew substantially as a proportion of all incidents combined. Harassment was an element in 72% of the incidents documented by NCAVP in 2000, compared with 67% in 1999. Intimidation was also present in a larger share of incidents: 44% in 2000, v. 41% in 1999. There was an especially high level of growth in the proportion of incidents incorporating harassment alone. 50% of reported incidents were classified as harassment-only cases in 2000, v. 37% in 1999.

The reported victims of anti-LGTB violence grew more diverse in 2000. There was notable growth in the number of victims in nearly every racial/ethnic cat-

egory, in part because NCAVP's members reported a significantly larger amount of victim demographic information in 2000 than in 1999. People within a broader range of age groups were also more apt to be reported the victims of anti-LGTB violence in 2000 than in 1999, with significant increases in the 23-29, 30-44 and 45-64 age categories. Finally, there were large percentage increases among victims who described themselves as heterosexual (+38%) or not certain about their sexual orientation (+47%).

Offenders were also more diverse in 2000 than in 1999, with growth posted among those reported female (+19%), as well as within certain racial/ethnic categories. Significant numeric and percentage increases also occurred in some categories of offenders who were known to their victims, especially acquaintances/friends (+34%), employers/coworkers (+13%), ex-lovers (+44%), landlords, tenants and neighbors (+18%) and relatives/family members (+25%), as well as among security guards/bouncers (+161%), service providers (+32%) and those classified as "other" (+57%). Strangers still accounted for a large plurality of offenders in both years, albeit a somewhat smaller percentage (42.0%) in 2000 than in 1999 (44.5%).

Police responsiveness to anti-LGTB violence deteriorated in most areas of the country. While the number of incidents reported to police in 2000 declined only slightly from 1999 levels (-1%), police refused complaints in 49% more instances. Incidents involving the arrest of the victim grew substantially in 2000, by 76%, as did often-related reports of police misconduct and abuse. Verbal harassment by police increased by 53%, and reports of physical abuse by 24%. It should be noted, however, that these problems were not uniformly expressed in every reporting region, and that in one important respect—the number of cases in which police arrested offenders—their responsiveness improved very significantly in San Francisco, driving the national total up by 69%.

### Summary of Recommendations

#### Recommendation I: Increase Tolerance

Foster a public, educational, political and cultural climate that makes clear that acts of anti-LGTB hatred and bias can have no part in a civil society. Specifically, schools should design and adopt general tolerance education curricula for youth (as well as protect students who identify themselves as LGTB); political leaders of every party should speak out forcefully against anti-LGTB discrimination and violence (and support genuine efforts to end them); businesses should establish and enforce appropriate LGTB tolerance and anti-discrimination standards for the workplace; religious leaders should make clear that no major religious tradition holds violence as an acceptable tenet; and the media should explain and report anti-LGTB violence in its proper context, i.e., as a broader pattern of occurrence that reflects and causes harm to everyone in America.

## 1999-2000 TRENDS SUMMARY

---

### INCIDENT REPORTED TO POLICE -1%

Of incidents reported to police, complaint was:

- Taken, no arrest -19%
- Taken, arrest made +69%
- Refused +49%

Bias classification by police:

- Not reported as bias +25%
- Classified as bias -16%
- Bias classification refused -1%
- Attempting to classify -34%
- No bias classification available +49%

Police attitude:

- Courteous -5%
- Indifferent -1%
- Verbal abuse/no slurs +97%
- Verbal abuse/slurs +7%
- Physical abuse/no slurs +31%
- Physical abuse/slurs +19%

## **NCAVP MISSION STATEMENT**

The National Coalition of Anti-Violence Programs (NCAVP) addresses the pervasive problem of violence committed against and within the lesbian, gay, bisexual, transgender (LGBT) and HIV-positive communities.

NCAVP is a coalition of programs that document and advocate for victims of anti-LGBT and anti-HIV/AIDS violence/harassment, domestic violence, sexual assault, police misconduct and other forms of victimization.

NCAVP is dedicated to creating a national response to the violence plaguing these communities. Further, NCAVP supports existing anti-violence organizations and emerging local programs in their efforts to document and prevent such violence.

## **NCAVP MEMBER ORGANIZATIONS**

Organizations whose names are in bold type contributed to this report.

### ARIZONA

Anti-Violence Project/Valley of the Sun  
Gay & Lesbian Community Center  
PO Box 33367  
Phoenix, AZ 85067-3367  
Phone (602) 265-7283  
Fax (602) 234-0873

### ARKANSAS

Women's Project  
2224 Main Street  
Little Rock, AR 72206  
Phone (501) 372-5113  
Fax (501) 372-0009

### CALIFORNIA

**Community United Against Violence (CUAV)**  
973 Market Street, Suite 500  
San Francisco, CA 94103  
Phone (415) 777-5500  
Fax (415) 777-5565  
Website: [www.xq.com/cuav](http://www.xq.com/cuav)

## **Recommendation 2: Add Protected Classes**

Add sexual orientation and gender identity and expression to the roster of classes protected against hate-motivated violence at the federal level by passing the Hate Crimes Prevention Act, thereby authorizing the U.S. Attorney General to investigate and prosecute such cases—particularly those cases in which it is found that local law enforcement does not have the adequate resources, mandate or will to do so. Further address violence due to perceived sexual orientation or gender identity at the state level by passing hate crimes bills to heighten public awareness of such acts and provide increased penalties for those who commit them—particularly repeat and adult offenders. To encourage these new laws, the federal government should pass legislation to provide enhanced law enforcement, criminal justice and community education funding to the states that enact them.

## **Recommendation 3: Fund research**

Commission a federal study, as well as substantial independent ancillary research, of anti-LGBTB and other hate-motivated violence and its prevalence and outcomes. In addition, mandate participation in gathering and reporting data by every political jurisdiction, down to the county level. Support the provision of, and include analyses of data from, community organizations that investigate and address related problems.

## **Recommendation 4: Provide Rehabilitation and Alternatives to Incarceration**

As organizations dedicated to the cessation of violence in our society, many NCAVP members strongly oppose the use of the death penalty. By extension, though NCAVP recognizes that increased penalties must be part of a comprehensive strategy to combat hate violence, it does not believe they can comprise the sole or primary method of addressing such violence. To that end, NCAVP recommends that in association with stronger hate crimes laws that provide increased penalties, enhanced rehabilitation be provided to convicted offenders to reduce recidivism and interrupt escalating cycles of abuse. Additionally, it is essential in some cases that alternatives to incarceration be developed, especially for youthful and first-time offenders.

## **Recommendation 5: Fund Local Initiatives**

A realistic appraisal of the work being accomplished to combat hate-motivated violence at the community level must acknowledge that there is a cost associated with that effort. It is essential that local, state and federal governments fund community-based anti-violence initiatives such as training programs for law enforcement officers and district attorneys, victims' services and monitoring and reporting efforts like this one. The benefit will be to prevent and deter more acts

of violence against LGTB individuals, salvage the lives of those who are victimized by them, and build cooperative relationships between the LGTB community and a wider range of partners in both the public and private service sectors.

### Recommendation 6: Increase the Efficacy of Law Enforcement

Establish and promote anti-bias units or hate crimes task forces in every major metropolitan and state police force. Investigate and prosecute acts of harassment, intimidation and abuse committed by police officers against LGTB individuals. Also provide training and resources to change police cultures and attitudes overall, and end the use of police as instruments of officially sanctioned anti-LGBTB oppression.

### Recommendation 7: Disallow the Gay Panic Defense

Disqualify the so-called “gay panic defense” as a legal resort for those accused of committing hate-motivated acts against LGTB people. If that proves impracticable, shift the burden of proof in such cases onto defendants – similar to that required in many temporary insanity cases.

## **NCAVP MEMBER ORGANIZATIONS (continued)**

---

### **LA Gay & Lesbian Center/ Anti-Violence Project**

1625 North Schrader Blvd.  
Los Angeles, CA 90028  
Phone (800) 373-2227 (victims' line-  
southern California only)  
Fax (323) 993-7653  
Website: laglc.org

### LA Gay & Lesbian Center/ STOP Partner Abuse/Domestic Violence Program

1625 North Schrader Blvd.  
Los Angeles, CA 90028  
Phone (323) 993-7640 (clients)  
Fax (323) 993-7699  
Website: laglc.org

Gay and Lesbian Center of Long Beach  
2017 East Fourth Street  
Long Beach, CA 90814-1001  
Phone (562) 433-8595 (Hotline)

The Lesbian & Gay Men's Community  
Center, San Diego  
P.O. Box 3357  
San Diego, CA 92163  
Phone (619) 260-6380  
Fax (619) 260-3092

Woman, Inc.  
333 Valencia Street  
#251  
San Francisco, CA 94103-3547  
Phone (415) 864-4722

### COLORADO **Anti-Violence Program**

P.O. Box 181085  
Denver, CO 80218

### CONNECTICUT **Connecticut Women's Educa- tion and Legal Fund**

135 Broad Street  
Hartford, CT 06105  
Phone: 860-247-6090, x16  
Fax: 860-524-0804  
Website: www.cwealf.org

continued →



**NCAVP MEMBER ORGANIZATIONS (continued)**

DISTRICT OF COLUMBIA  
 Gays & Lesbians Opposing Violence (GLOV)  
 1712 16th Street, NW , #302  
 Washington, DC 20009  
 Phone (202) 518-2277

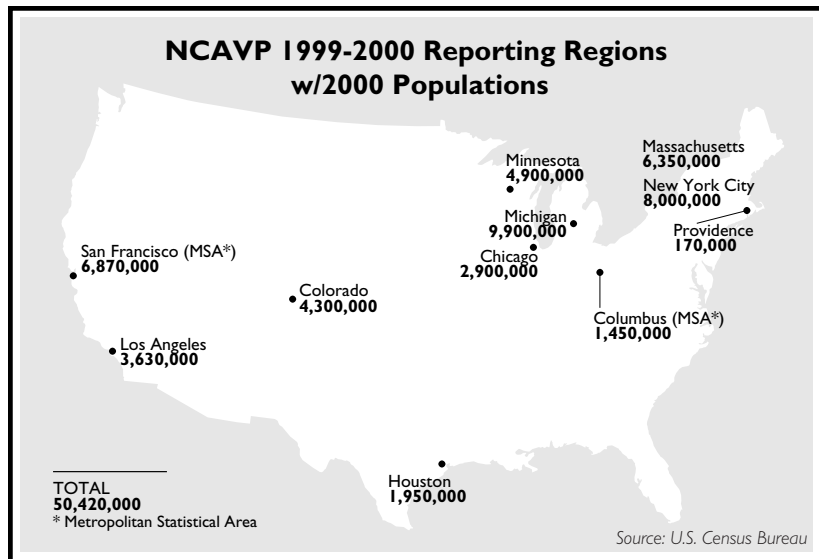
FLORIDA  
 Gay, Lesbian & Bisexual Community Center of Central Florida, Inc.  
 PO Box 533446  
 Orlando, FL 32853-3446  
 Phone (407) 228-8272  
 Fax (407) 228-8230  
 Website: glbcc.org

ILLINOIS  
**Horizons Anti-Violence Project**  
 961 W. Montana  
 Chicago, IL 60614  
 Phone (773) 871-CARE, Hotline  
 Fax (773) 472-6643  
 Website: horizonsonline.org

KENTUCKY  
 Gay & Lesbian Services Organization  
 Box 11471  
 Lexington, KY 40575-1471

LOUISIANA  
 Lesbian & Gay Community Center of New Orleans  
 2114 Decatur  
 New Orleans, LA 70116  
 Phone 504-945-1103

MASSACHUSETTS  
**Fenway Community Health Center**  
**Violence Recovery Program**  
 7 Haviland Street  
 Boston, MA 02115  
 Phone (800) 834-3242 (intake line)  
 Fax (617) 267-8437  
 Website: www.fchc.org



## PART I. ABOUT THIS REPORT

### Introduction: Assessing a Changing Epidemic of Violence

This report provides a glimpse into some of the latest trends in violence against lesbian, gay, transgender and bisexual (LGTB) individuals in a number of cities and regions throughout the U.S. It has been prepared by the National Coalition of Anti-Violence Programs (NCAVP), a not-for-profit, voluntary network of 26 community-based victim service organizations that monitor and respond to bias-motivated and other forms of violence affecting LGTB communities. This is the seventh national report about bias violence that NCAVP has issued in as many years.

NCAVP has typically introduced this report by characterizing the problem of anti-LGTB violence in the U.S. with terms drawn more from epidemiology than from criminal science. This has been to emphasize the broad and pervasive nature of acts that are frequently dismissed as isolated or random incidents. Past editions of this report have also stressed that anti-gay violence is revelatory of social pathologies more fundamental, and ultimately more dangerous, than other violent crime. That is not only because violence rooted in the hatred of difference has fueled most of the shameful chapters in our own national history, but because it also accounts for a large share of the human tragedies unfolding throughout the world today.

In the wake of increased public attention to anti-LGTB violence in recent years, most mainstream national leaders now acknowledge that its incidence has surpassed “acceptable” levels. But it is one thing to acknowledge anti-LGTB violence (along with racist, sexist and other forms of abuse) as a pressing national concern, and another to address it with any real efficacy. Even now, the full weight and resources of federal, state and local governments have hardly been brought to bear on the problem. A national Hate Crimes Prevention Act, which would have authorized the Attorney General of the U.S. to investigate and prosecute anti-LGTB crimes as violations of federal civil rights law, failed to survive a House-Senate Conference Committee last year, even though large majorities in both chambers had passed similar versions of the bill. The prospects for reviving the legislation under the current administration are uncertain: while Governor of Texas, President Bush staunchly opposed the expansion of that state’s Hate Crimes Law to include crimes motivated by a victim’s sexual orientation or disability (e.g., HIV/AIDS status).

There is still not even a meaningful federal effort to assess the true extent of anti-LGTB violence occurring in the U.S., such that this report, covering a comparatively small portion of the country and its population, is the most com-

## NCAVP MEMBER ORGANIZATIONS (continued)

---

### MICHIGAN

#### **Triangle Foundation**

19641 West Seven Mile Road  
Detroit, MI 48219  
Phone (313) 537-3323  
Fax (313) 537-3379  
Website: <http://tri.org>

### MINNESOTA

#### **Out Front Minnesota**

310 East 38th Street  
Suite 204  
Minneapolis, MN 55409  
Phone (800) 800-0127, x101, Hotline  
Fax (612) 822-8786

### NEW YORK

#### **New York City Gay & Lesbian Anti-Violence Project (AVP)**

240 West 35th Street, Suite 200  
New York, NY 10001  
Phone 212-714-1141, hotline  
Fax 212-714-2627  
Website: [www.avp.org](http://www.avp.org)

### OHIO

#### **Buckeye Region Anti- Violence Organization (BRAVO)**

P.O. Box 82068  
Columbus, OH 43202  
Phone (614) 268-9622  
Fax (614) 262-9264

#### **The Lesbian & Gay Community Service Center of Greater Cleveland**

6600 Detroit Avenue  
Cleveland, Ohio 44102  
Phone (216) 651-5428  
Fax (216) 651-6439  
Website: [www.lgcs.org](http://www.lgcs.org)

#### **Stonewall Cincinnati**

PO Box 954  
Cincinnati, OH 45201  
Phone (513) 651-2500  
Fax (513) 651-3044  
Website: [www.stonewallcincinnati.org](http://www.stonewallcincinnati.org)

## **NCAVP MEMBER ORGANIZATIONS (continued)**

---

### OKLAHOMA

Tulsa Oklahomans for Human Rights  
4021 South Harvard Avenue  
Suite 210  
Tulsa, OK 74135-4600  
Phone (918) 743-GAYS (4297)  
Fax (918) 747-5499

### RHODE ISLAND

**Rhode Island Alliance for Lesbian and Gay Civil Rights**  
41 12th Street  
Providence, RI 02906  
Phone (401) 331-6671  
Fax (401) 272-4374

### TEXAS

**Montrose Counseling Center**  
701 Richmond Avenue  
Houston, TX 77006  
Phone (713) 529-0037  
Fax (713) 526-4367  
Website: [www.neosoft.com/~mcc/hatecrim.htm](http://www.neosoft.com/~mcc/hatecrim.htm)

### VIRGINIA

Virginians for Justice  
P.O. Box 342  
Richmond, VA 23218  
Phone (800) 2-Justice, Hotline  
Fax (804) 643-2050

prehensive survey that anyone can obtain. The need for more resourceful national monitoring is very clear, given the variability of the trends highlighted in this and past year's editions of NCAVP's report. In many cases, these trends beg for more adequate research, or at least the expansion of a survey like NCAVP's throughout the nation as a whole.

In 2000, for example, NCAVP documented a steep decline in some of the most serious bias-related incidents in eleven cities and regions throughout the country, even though the total number of incidents reported by its members increased by 8%. In releasing the former finding, NCAVP is aware that some who oppose any civil and legal protections for the LGTB community will use it to suggest that bias violence is no longer a vital concern. NCAVP would like nothing more than to agree with them, but sadly, even the most cursory review of a national Internet mailing list to which most NCAVP members subscribed in 2000 reveals there were an exceptional number of brutal acts (many more than in 1999) committed against LGTB individuals in parts of the country where community-based anti-violence services are minimal or nonexistent.

How, then, to interpret the apparent decline in bias-related murders documented by NCAVP in the cities and regions covered by this report? Is it positive news? Perhaps, although NCAVP would argue that sixteen murders (or just one) is still intolerably high, and demand a true national accounting of bias-related murders affecting all relevant communities before acknowledging any real progress against them. How also to interpret growth in the number of attempted assaults in 2000, which seemed to occur at the expense of those that were actually successful? Again, it seems positive news, until one comes across stories like that in March 21, 2001 edition of the Southern Voice, highlighting the experience of a lesbian women who was "knocked eight feet" by a man shouting anti-lesbian epithets in an Americus, Georgia, bar, and suffered multiple lacerations to her face.

Unfortunately, this case and many like it will not be documented in NCAVP's report next year, because there are no NCAVP member agencies in Georgia. It is also not likely to be referenced in the "official" national survey of bias violence currently administered by the FBI, since the only Georgia law enforcement jurisdiction that has ever sent reports about anti-LGTB violence to Washington is Atlanta (which described a total of nine such incidents in 1999). As further illustration of the latter effort's insufficiency, the FBI identified just three anti-LGTB murders nationally in 1999, while in the same year, in a much smaller portion of the country, NCAVP documented 29, including four in New York City alone.

In the absence of a true federal commitment to combat or even adequately assess the problem of anti-LGTB violence, one other way to address it is with greater public and private funding for community-based anti-vio-

lence programs. Here again, however, the past year's progress has been retrograde. High levels of fiscal insufficiency threaten many of NCAVP's members, such that in 2000, two closed their doors.

In this context, that eleven of NCAVP's members still contributed meaningful data to this report is an admirable testament to their commitment and capabilities. On the whole, however, this is no way to fight an epidemic—or even to learn where and how it occurs. The pressing national concerns of anti-LGTB violence and other bias crime still await solutions that fairly acknowledge they exist.

### Limitations of this and other reporting efforts

As the introduction should have made clear, this report is not a complete survey of anti-LGTB bias violence in the U.S. Such a report is quite impossible to obtain.

Some of the deficiencies of current federal survey efforts have already been described. It is now suitable to add that they remain entirely voluntary, do not utilize a standard survey instrument, and do not employ a consistent definition of bias violence.

While NCAVP's reporting effort is considerably more refined, its members still lack sufficient resources to conduct research with greater geographical coverage or more extensive cross-referencing and analysis. In addition, the demands associated with contributing to this report have become too burdensome for a large portion of NCAVP's members, and three that participated in last year's edition could not do so again this year. They were the Anti-Violence Empowerment Project Committee of the Central Coast, CA, which closed); the St. Louis, MO, Lesbian and Gay Anti-Violence Project, which also closed; and The Lesbian/Gay Community Center in Cleveland, OH. On the other hand, one longtime NCAVP member, Out Front Minnesota, is participating in this year's report after a two-year absence from prior editions.

Other than by requiring its members to adhere to standardized and verifiable reporting procedures, NCAVP makes little attempt to correct for certain other variables likely to influence the extent of reporting within each region. Because anti-LGTB violence has historically been poorly addressed by law enforcement (and because police officers remain one of the prime categories of offenders documented by NCAVP each year), it is very often underreported to police even in jurisdictions where there are large and visible LGTB communities. The extent of reporting to anti-violence organizations is greater, but necessarily dependent on a victim's knowledge of the existence of these organizations and, in many cases, the desire to access their services.

For this reason, most NCAVP members engage in various kinds of education and outreach, which can strongly influence the number of case reports they receive. For example, in New York City, the local AVP mounted a highly visible public advertising campaign in the summer months of 2000, encouraging LGTB individuals to report any act of anti-LGTB violence, no matter how seemingly

## INCIDENT NARRATIVES

Several of the reporting NCAVP organizations submitted individual incident narratives along with aggregate incident data. These narratives are reproduced on the succeeding pages to provide a better sense of the scope and diversity of anti-LGTB violence, as well as its effects on victims. The name of the state/region at the end of each narrative indicates the location of the NCAVP organization that reported it.

**Two gay men were attacked by a group of white males outside a business. The victims were inside the business when someone reported that cars outside were being vandalized. The men ran outside, and saw another man running from the parking lot yelling anti-LGBT slurs. Seconds later, a large group (10+) of men came running from a nearby house and attacked the victims. One victim suffered a broken tooth, had his glasses broken and sustained a deep cut near his eye. The other victim was struck over the head. The incident was reported to the police, and one arrest was made. COLUMBUS**

**A gay man reported continuing harassment and intimidation from neighbors and from his landlord. The harassment incorporated slurs attacking the victim's sexual orientation and race, constant noise and disruptions in the victim's hot water and electricity. One offender also exposed himself in front of the victim's door. The episodes of intimidation reported by the victim entailed death threats and menacing with weapons including a gun, a knife, a saw and a hammer. The victim**

also reported that neighborhood gangs and drug dealers were harassing him at the behest of his landlord. No arrests have been made, and the victim is still trying to obtain an order of protection. **NEW YORK**

**A 47 year-old white lesbian was the victim of an early morning sexual assault in her home. The offender, a neighbor who had often harassed the victim about her sexual orientation and made lewd remarks to her, broke into the victim's home and began to assault her sexually as she was sleeping. When she awoke, the offender fled. The victim immediately called police, but no arrest was made. Ultimately, however, she was able to obtain a temporary restraining order against him. LOS ANGELES**

**A 16 year-old Moroccan girl was sexually assaulted by three female classmates on an MBTA train. The attack began when the perpetrators, who had seen her holding hands with other girls at her school, began groping her. They called her a lesbian, tore her clothes, pointed at their genital regions, and shouted, "Do you like this? Do you like this? Is this what you like?" When the victim resisted, a teenage boy who was with the offenders held a knife to her throat and threatened to cut her. All the offenders then knocked the victim to the floor, kicked her, and beat her until she was unconscious. Sources close to the victim explained that it is customary for girls in the victim's country of origin to hold hands. MASSACHUSETTS**

minor, to its 24-hour hotline. The campaign appears to have increased the number of one-time verbal harassment reports to the agency, a phenomenon that should not be interpreted to mean there was an increase in the amount of anti-LGTB harassment in New York City as a whole. Rather, in this and other instances, it is more probable that the agency documented a larger amount of violence that had already been occurring for some time previously.

Just as some NCAVP member activities can increase the extent of reporting, their absence can reduce it. Anti-LGTB violence affecting younger and older people, for example, is underreported to most of NCAVP's members, because few of them have the resources to mount dedicated youth or senior programs. Again, a much more resourceful national research effort is needed before the extent and impacts of violence affecting these and other populations can be assessed with any real efficacy.

### Organization of Presentation

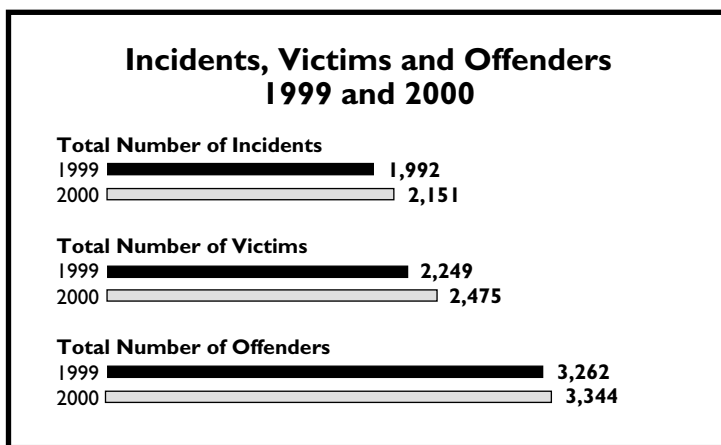
The organization of this report is straightforward, and largely the same as in prior years. Part 1, this section, has provided background about NCAVP's reporting effort and various relevant issues. Part 2 presents an overview and analysis of national statistics and trends, and is divided into a number of sections, while Part 3 itemizes NCAVP's national recommendations for improving research, prevention, service, criminal justice, law enforcement and related strategies. Part 4 provides more detailed information about the data contributed to this report by each of the eleven NCAVP agencies that participated in its compilation this year, as well as additional information provided by other NCAVP members. The supplements contain other useful resources, including a copy of NCAVP's standardized bias violence reporting form and the complete set of aggregate local and national data forming the basis for this report.

## PART 2. DATA, TRENDS AND ANALYSIS

### Section I. Incidents

#### Total Number of Incidents

The eleven NCAVP member agencies participating in this report documented 2,151 incidents of anti-LGTB violence in 2000, representing an 8% increase over the 1,992 incidents they reported in 1999. These incidents affected 2,475 victims, or 10% more than the 2,249 victims reported in 1999. They were committed by 3,344 offenders, v. 3,262 in 1999, for a general increase of 3%.



The 2000 incidents were further categorized to include 4,087 distinct crimes and offenses, 13% more than the 3,563 identified in 1999. In all, for every incident documented by NCAVP in 2000, there were an average of 1.15 victims (v. 1.13 in 1999), 1.55 offenders (v. 1.64) and 1.90 crimes and/or offenses (v. 1.79).

The number of incidents increased in seven of the eleven reporting regions, including Chicago (+5%), Colorado (+66%), Los Angeles (+3%), Michigan (+26%), Minnesota (+147%), New York (+5%) and San Francisco (+7%). They declined in four others: Columbus (-4%), Houston (-13%), Massachusetts (-13%) and Providence (-22%). The mean rate of increase among agencies reporting growth in the number of incidents was 37%; the mean rate of decrease among those reporting a decline was 13%. The mean rate of change overall was +19%. The map on page 12 illustrates the percentage increases and decreases of incidents throughout the reporting regions.

#### Murders

Despite the general growth in incidents, bias-related murders declined precipitously in many of the reporting regions last year. NCAVP officially documented 16 murders in 2000, compared with 28 that occurred in the same regions in 1999.

**A young transgender woman was strangled to death in San Jose, her half-naked body found in the trunk of a car. The car's owner, a 21 year-old male, was arrested and held without bail on suspicion of the murder. A witness told police that the suspect met the victim at a bar, and invited her to his home. It is suspected that he strangled her upon discovering that she was transgender. Police refused to classify the incident as a hate crime. SAN FRANCISCO**

**A Mexican man was assaulted in the early morning hours by two young men shouting anti-gay remarks. The attackers kicked him, broke a beer bottle over his skull, and beat him on the head with a bat. As the attackers ran off, the victim cried out for help. A nearby police officer heard him, and after chasing the two offenders, was able to apprehend them. The victim, however, was initially too frightened to press charges, and the police contacted the local AVP for help. After receiving counseling and other support, the victim agreed to press charges, and the case was prosecuted as a hate crime. One of the offenders ultimately pleaded guilty, and was sentenced to three years in jail. A trial of the second offender is still pending. CHICAGO**

**A lesbian employed as a manager at a Check Smart store reported that a previously positive relationship with her employer and co-workers changed for the worse after she brought her same-sex partner to the company Christmas party. When another employee accused her of stealing, the victim was**

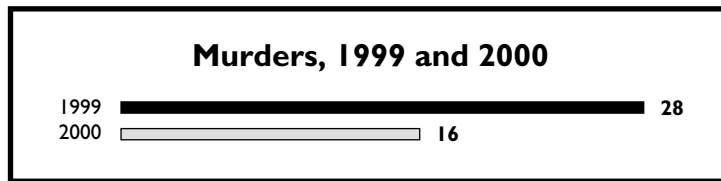
written up for “discussing her sexual preference.” Although an audit showed no funds were missing, the victim was eventually fired.

**CINCINNATI**

A gay man was subjected to continuing anti-LGTB harassment and assault by his downstairs neighbor, who complained about noise coming from the victim’s apartment. The offender repeatedly called the victim anti-gay and racist names, and attacked him on one occasion. The victim filed nine reports with police, who finally arrested the offender, enabling the victim to obtain an order of protection. Local prosecutors, however, are reluctant to bring the offender’s case to trial. **NEWYORK**

A gay man patronizing a neighborhood (but not exclusively gay) bar was attacked and knocked to the ground by another patron following a discussion in which the victim revealed his sexual orientation. The victim was punched in the face, and suffered scrapes to his elbows and knees, a bloody nose and several cracked ribs. The bartender refused to call police when asked to do so by the victim. The victim sought medical attention, and later called police from his apartment. According to the victim, police responded “quickly and efficiently” in taking his report, but no arrests have been reported in the case. **CINCINNATI**

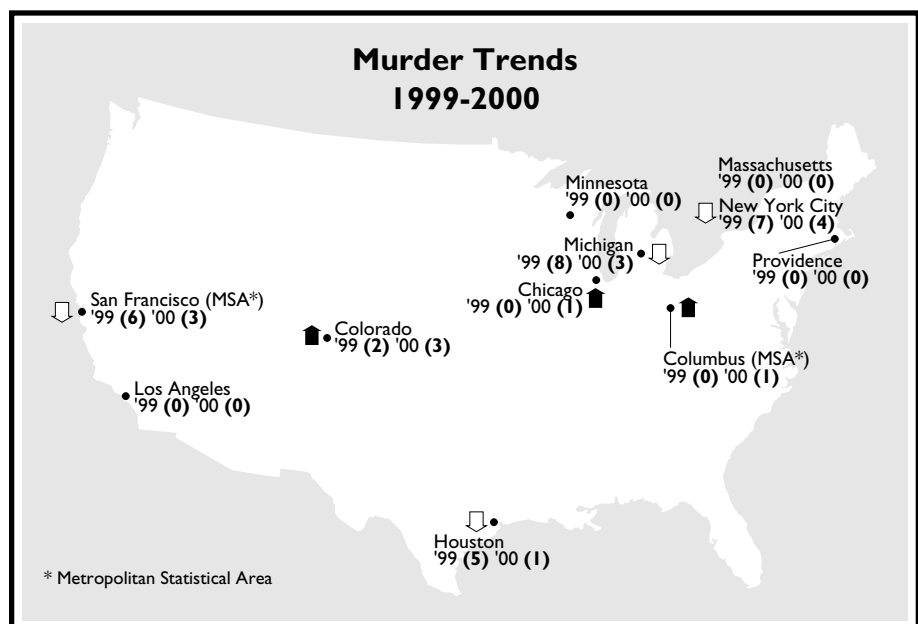
A gay man was assaulted and robbed as he walked to his car from a LGBT business. Two assailants, both male, claimed to have a gun. The victim was knocked to the ground and kicked, and his wallet was

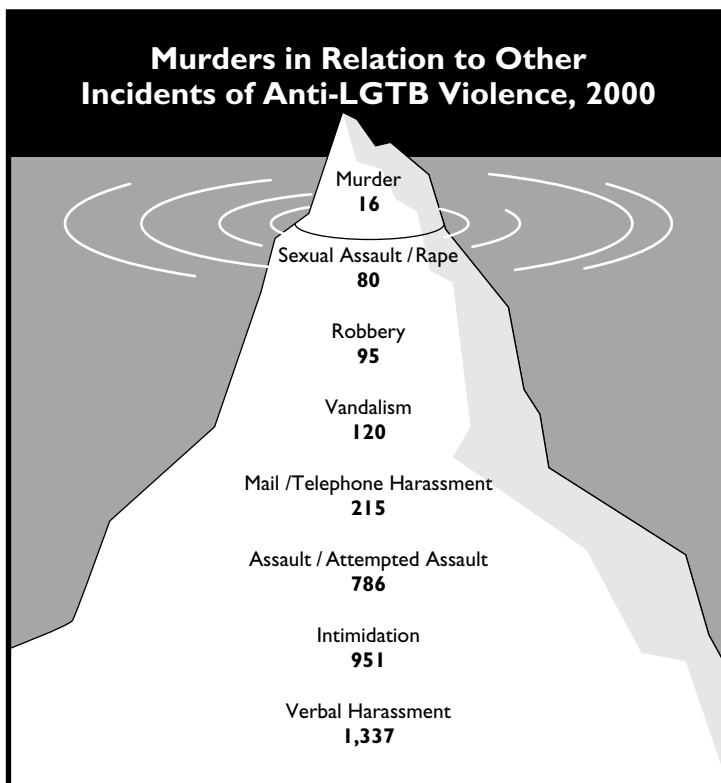


As noted in Part 1, the apparent decline in murders must be approached with caution: it is not possible to draw from NCAVP’s limited survey efforts any general conclusions about bias-related murder trends nationally. As it happens, many murders brought to the attention of NCAVP in 2000 were in areas outside of its geographical purview, and therefore not referenced in any of the statistics discussed in this report. They included the murders of Jamie Ray Tolbert, 24 years old, in Biloxi, MS, by two individuals later found driving his car; R.J. Warren, 26 years old, in Grant Town, WV, who was beaten to death by two teenagers he considered his friends; Danny Lee Overstreet, 43 years old, shot in a Roanoke, VA, gay bar by a man who reportedly told friends he was going to “shoot some gay people;” and Michael J. Hatch, a gay deaf man in Wisconsin, beaten to death with a tire iron by two men who had lured him to an abandoned farm.

Even within NCAVP, the decline in murders was not general. Murders increased in three of the reporting regions: Chicago (from 0 to 1), Colorado (from 2 to 3) and Columbus (from 0 to 1), while all of the reduction occurred in four others: Michigan (from 8 to 3), Houston (from 5 to 1), New York (from 7 to 4) and San Francisco (from 6 to 3). No bias-related murders of LGTB individuals were reported in either 1999 or 2000 by Los Angeles, Massachusetts, Minnesota or Providence.

Finally, while murders provide some of the most disturbing examples of anti-LGTB violence, hate-motivated acts can and do take many other forms. For this





reason, NCAVP views murders as the “tip” of a much larger and more treacherous reserve of violence, one that continued to grow this year even if its most visible manifestation did not. The iceberg illustration above is one way of highlighting this point of view.

*Editor’s note: As the preliminary edition of this report went to press, new information was received by the Chicago AVP to suggest that the single murder it reported in 2000 may not have been bias-related. That agency is assessing whether the murder should be reclassified, and its eventual determination will be reflected in the final edition of this report.*

### Assaults and Attempted Assaults

NCAVP documented a significant increase in the total number of assaults and attempted assaults in 2000, from 725 to 786 (+8%), or the same rate of growth as in the number of incidents as a whole. In other words, assaults remained constant as a share of anti-LGBTB violence documented by NCAVP, being an element present in 36% of all incidents in both years.

Curiously, however, there was far greater growth in the number of attempted assaults than in those that were actually carried through to fruition. The number of attempted assaults grew from 83 in 1999 to 106 in 2000: an increase of 28%. No comparable increases were observed in the number of successful assaults with weapons or in [the far larger number of] assaults undertaken without them. As a consequence, the outcomes of assaults in 2000 grew somewhat less serious.

stolen. The victim was treated and released from an area hospital. The incident was reported to the police, but no arrests have been made.  
**COLUMBUS**

A white lesbian was harassed by two men in a car as she left a 7-11; one of them yelled an obscenity and called her a “faggot.” The victim got into her own pickup truck and began to drive away, but the offenders followed her and eventually drove her off the road. When she got out of her car, the two men assaulted her sexually and beat her unconscious. A detective who later interviewed the victim about the incident was verbally abusive, calling her a “liar” when she said she couldn’t provide a detailed description of her attackers.  
**COLORADO**

A gay man was walking to a local gay bar when another man shouting anti-gay slurs suddenly confronted him and stabbed him with a knife. The victim’s throat was cut, narrowly missing his jugular vein. Police have arrested a suspect in the case, but the victim continues to suffer severe emotional trauma stemming from the incident.  
**NEWYORK**

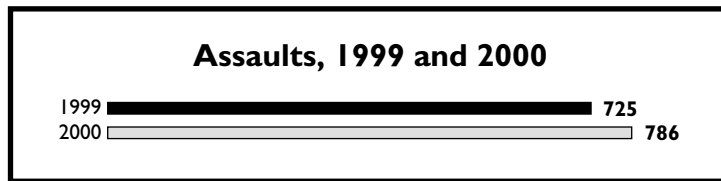
A 41 year-old African American gay man was eating lunch with a coworker outside the Metro station plaza on Hollywood Boulevard and Vine Street. Two armed and uniformed male security guards from the Hollywood Entertainment District approached him. For no apparent reason, one of the security guards began taunting the victim, calling him “fag,” “queer,” “fairy” and “gay boy.” He also made derogatory remarks



about the victim's race. When the victim protested, the second security guard replied, "What are you going to do about it, fag?" Turning to the victim's friend, the first guard asked why he would eat lunch with a "fairy." The victim then asked for both of the guards' names, but they refused. Instead, the one who had initiated the harassment responded that he was "about ready to deck [the victim's] faggot ass." The guards then left the scene. **LOS ANGELES**

An African American transgender woman in her twenties was stabbed to death in the early morning hours outside the Port Authority bus terminal in Manhattan. The woman had been saying good-bye to friends on the street, when she got into a verbal altercation with a young man who harassed her with anti-transgender and anti-gay language. The victim proceeded to hail a cab, at which point a second man near the entrance gave a knife to the first. The first man then charged at the victim and cut her throat. The victim died en route to a hospital. Police later arrested both men, as well as a third charged with harboring them, but have refused to classify the murder as a bias crime. **NEW YORK**

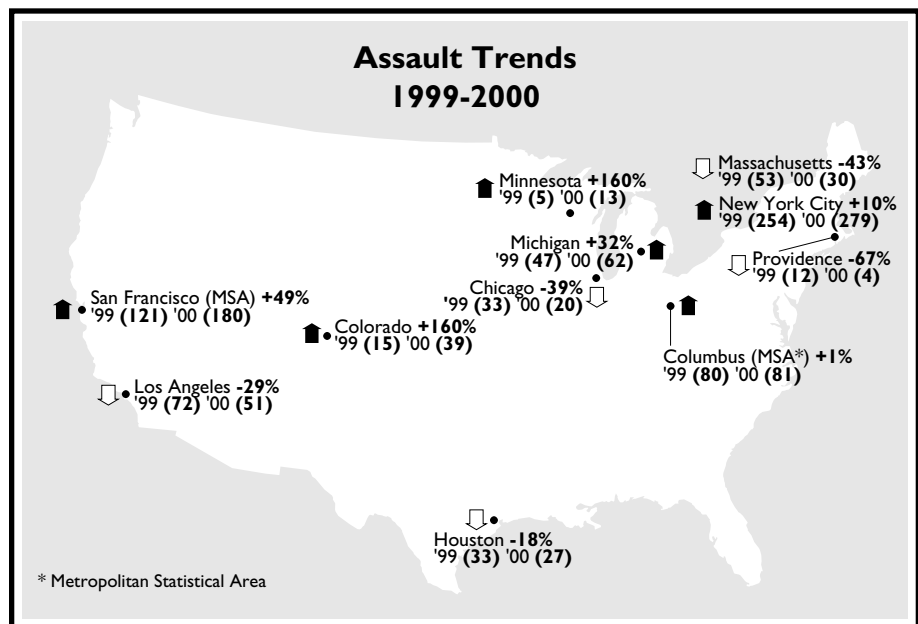
A 37 year-old white male became the victim of anti-gay harassment and physical threats perpetrated by a store employee in Santa Monica. As the victim was speaking with the store's manager, the assistant manager made mocking stereotypical hand gestures. The store manager did nothing, and the assistant manager continued to mock the

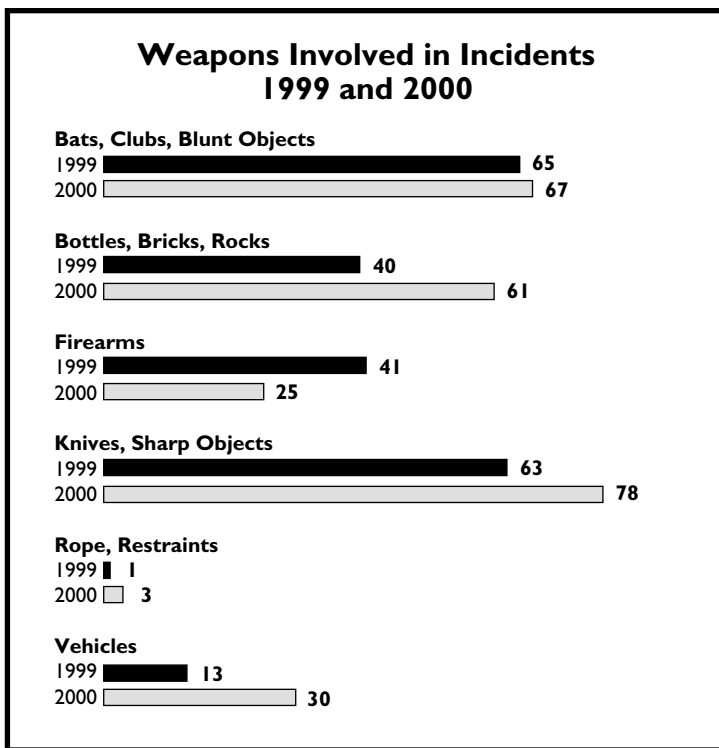


The number of victims sustaining serious injuries as the result of assaults, for example, declined significantly from 363 to 215 between 1999 and 2000 (-41%), while those needing hospitalization dropped by a more modest amount, from 68 to 53 (-22%). On the other hand, the numbers of assault victims who reported only minor injuries increased, from 373 to 445 (+19%), as did those reporting that they received outpatient medical treatment, from 176 to 214 (+22%). Finally, of all of the victims (not just of assault) documented by NCAVP in both years, the number who reported sustaining no injuries at all increased by a substantial margin, from 1,248 to 1,596(+28%).

An examination of the weapons used in assaults highlights some of the probable reasons for these trends. Substantial growth was observed in the number of incidents in which rocks, bottles or other projectiles were thrown at a victim (+53%), or motor vehicles used as weapons (+131%). Characteristics of many of these attacks are that they are fleeting, launched from a distance and less effective at causing serious harm to their targets. By the same token, the use of firearms and weapons categorized as "other"— everyday objects employed opportunistically, generally during a protracted assault—declined by 39% in the former case and 42% in the latter. Even so, the use of knives and sharp objects increased in frequency (+24%) between the two years, and was probably responsible for a larger proportion of the injuries that occurred.

Finally, the overall trends just described were highly variable across NCAVP's reporting regions. Assaults with weapons increased by significant amounts in





Colorado (+425%), Michigan (+38%), New York (+13%) and San Francisco (+19%), and had relatively more serious consequences. The numbers of assaults with weapons remained largely unchanged in Chicago, Houston, Massachusetts and Minnesota, and declined in Columbus (-21%), Los Angeles (-38%), and Providence (which reported none in 2000). For assaults and attempted assaults together, six regions reported increases: Colorado (+160%), Columbus (+1%), Michigan (+32%), Minnesota (+160%), New York (+10%), and San Francisco (+49%). The other five reported decreases, and included Chicago (-39%), Houston (-18%), Los Angeles (-29%), Massachusetts (-43%), and Providence (-67%).

### Harassment and Intimidation

The verbal offenses of harassment and intimidation grew to account for a much larger share of incidents reported to NCAVP in 2000. 72% of incidents incorporated one or both offenses in 2000, compared with 68% in 1999, and the percentage of incidents that were characterized by harassment alone grew even more substantially, from 36.4% to 50.2%. Given these increases, it is worthwhile exploring the significance of harassment and intimidation within the broader context of anti-LGTB violence.

First, some definitions are needed. Harassment refers to derogatory remarks or name-calling, most often typified by the use of anti-LGTB slurs, which (however crudely or cruelly expressed) are not explicitly threatening in nature. Simple verbal harassment is not a crime in many jurisdictions, unless conducted via telephone or through the mail and/or accompanied by other forms of violent

victim. As the victim was leaving the store, the assistant manager intentionally “bumped” him, and then followed him to his car. With both fists clenched, the assistant manager placed his own face close to the victim’s and said, “I’ll kick your ass” and “You fucking faggot, why don’t you suck some dick!” Again, the manager, who witnessed the entire incident, did nothing to stop his employee’s threatening behavior.

#### LOS ANGELES

An African American transgender woman was fired from a summer job at Paramount’s Kings Island because of management’s concerns about her gender expression. Kings Island has a non-discrimination/harassment policy that includes sexual orientation, and even though the victim was honest about her transgender status during the initial interview, the victim was fired by the Vice President of Human Resources, who said it was because “King’s Island cannot protect” this employee. The victim has sought legal representation. CINCINNATI


An HIV-positive gay man was subjected to continuing harassment by a coworker who used anti-gay language and threatened to “out” him at an area hospital. When the harassment escalated to threats of assault, the victim complained to his supervisors. Soon after, he was accosted by the offender outside and told he would be killed if he did not withdraw the complaints. In fear for his life, the victim filed a police report and refused to return to his job. Police did not

make any arrest or even any apparent inquiries in the case. **NEWYORK**

A young woman in high school had been experiencing anti-lesbian comments from a group of young men at her school. One day, she was between classes when one of the young men told her, "We know what it would take for you to want men," and made an obscene gesture. Later that day, while walking to another class, she was approached by the same young man. He pushed her up against a row of lockers and attempted to put one hand on her breast, and another between her legs. She managed to get away and report the assault to a teacher, who told the young man to "leave her alone," and "not to do that again." The offender has not assaulted her since, but the victim she is afraid to be alone any time while at school. **HOUSTON**

A 52 year-old gay African American male was found dead by in his upper Manhattan apartment by a friend. The victim was bound and gagged, and may have died from asphyxiation or a beating. He was last seen leaving a bar one block from his home. Neighbors later reported hearing an argument in his apartment. **NEWYORK**

A lesbian couple reported harassment and vandalism to their home. Homophobic slurs had been written on their house and a note stating that they should move was found in their yard. There had been no prior problems in their semi-rural neighborhood. The incident was not reported to the police. **COLUMBUS**



or threatening behavior. Intimidation, by contrast, is a direct threat of harm to another individual (or in some cases, to property). If expressed in verbal terms alone, it is usually a misdemeanor; if backed by a weapon or overtly threatening gestures, it may be considered a felony.

NCAVP has never taken a position arguing for a change in the criminal classification of either offense. It tends to view growth in intimidation as more serious than increases in harassment, because the former is somewhat more often the prelude to actual assault. Notwithstanding these distinctions, however, it is important to appreciate the extent to which even simple verbal harassment causes genuine harm to its victims, and to the LGTB community as a whole.

There are certain words and gestures that when applied to members of disenfranchised or minority communities are meant to signify an entire history of violent oppression. In most cases of verbal harassment of LGTB individuals, there can be no question but that their use is intended not merely to express contempt, but to limit another's sense of freedom and self-expression. The word "faggot" yelled from a passing car is more than a momentary annoyance; it is an implicit if not explicit threat. Am I in danger? Will the car stop? Should I not wear these clothes, or walk on this street, or be with these friends? All are thoughts likely to occur and dwell in the psyche of the victim for some time to come.

"Simple" harassment becomes even more threatening when its originator is a neighbor, an employer or a police officer, or when it is experienced on a near daily basis where one lives and works. In these instances, NCAVP can cite the experiences of victims who grew quite literally to fear for their lives, and to uproot themselves entirely from the situations that frightened them. For them, "mere words" caused significant and permanent harm, of a kind that was wholly irremediable.

It is sometimes suggested that outcomes like these indicate a deficiency of the victims themselves: that in a rough and tumble world, they are "overly sensitive" or hesitate to "fight back"—suggestions that fit conveniently with prevalent stereotypes of LGTB individuals. A reading of some of the case narratives in the margins of this report should dispel these illusions, and NCAVP strongly advises any victim of harassment to seek an immediate haven. Too often, those who prac-

tice verbal abuse are actually seeking some kind of response from their victims, in order to rationalize committing much more violent behavior.

Finally, studies of criminals convicted of hate crimes often show that most begin practicing random harassment and crimes against property before progressing to overtly threatening and abusive behaviors. Before dismissing harassment as “less serious,” it is worth considering how many future perpetrators of assault and even murder are among the harassers documented in these pages.

Reports of harassment grew by significant amounts in all but three NCAVP regions. Those reporting increases included Chicago (+22%), Colorado (+18%), Columbus (+5%), Los Angeles (+4%), Michigan (+46%), Minnesota (+283%), New York (+23%) and San Francisco (+19%). The three regions reporting decreases were Houston (-23%), Massachusetts (-19%) and Providence (-48%).

Reports of intimidation grew substantially in eight regions as well. Those with increases included Chicago (210%), Columbus (+288%), Massachusetts (+26%), Michigan (+24%), Minnesota (+675%), New York (+18%), Providence (+50%) and San Francisco (+9). The three regions reporting decreases were Colorado (-19%), Houston (-14%) and Los Angeles (-36%).

### Other Crimes and Offenses

NCAVP documents a wide range of other crimes and offenses committed in association with each specific incident reported to it. As noted earlier, the total number of these crimes and offenses (for which NCAVP uses general rather than jurisdictional definitions) grew by a substantial amount in 2000, to 4,087 from 3,563 (+15%). As a result, there were a higher average number of crimes and offenses per incident in 2000 than in 1999: 1.90 v. 1.79, respectively.

Among specific crime and offense categories not already discussed in this report, increases were noted primarily in two of those which by definition are perpetrated by law enforcement: police entrapment (+17%) and unjustified arrest (+40%). NCAVP classifies incidents as such when they do not appear to be motivated by any legitimate law enforcement purpose, but rather unfairly target the LGTB community, most often under cover of so-called “quality of life” or vice law enforcement campaigns. Transgender individuals in particular are apt to be victimized by police in this way.

The only other crime/offense categories for which NCAVP can report increases in 2000 were discrimination (+96%) and robbery (+14%). The former is automatically included in incidents where the perpetrator is a landlord, employer, police officer, business or service provider, or some other individual bound by law or common accepted standards to practice nondiscrimination. In many of NCAVP’s reporting regions, however, discrimination against LGTB individuals is still not an actual crime. NCAVP considers robbery a bias crime when its perpetrator clearly targets LGTB individuals, or uses anti-LGBTB slurs while committing the crime. Many career criminals prey on LGTB individuals, often in or near

**A 39 year-old Latina transgender woman was harassed and detained by two Los Angeles Hollywood Division police officers on New Year’s Day. The victim was walking back to her home in the afternoon when she heard a car screech to a sudden halt behind her. “Put your hands up and don’t look at me!” yelled one of the officers, a male. The officer then handcuffed her, and tightened the handcuffs enough to hurt the victim. He then proceeded to search the victim in a rough manner, grabbing the victim’s testicles. When the male officer searched the victim for contraband, he took out all of the victim’s belongings and threw them on the ground, scattering them everywhere. The only charge eventually filed against the victim was for jaywalking.**  
**LOS ANGELES**

**A prisoner murdered his gay cellmate while both were serving time in a West Michigan correctional facility. The prisoner claimed that the victim “propositioned” him for a sexual act in exchange for a cigarette. He said he became so enraged by this request that he killed his cellmate with his bare hands, by strangling him and crushing his ribs. The prisoner also wrote in his confession that he killed the victim because he “[did not] like homosexuals.”**  
**MICHIGAN**

**A Mexican transsexual woman was repeatedly harassed with transphobic and homophobic slurs after being told she could not use a women’s rest room in a fast food restaurant. The woman, who had obtained another employee’s permis-**

sion to use the facility, was physically barred from the restroom by a security guard, who also threatened to kill her. The security guard then forced the woman to leave the establishment.

#### **SAN FRANCISCO**

A man who appeared to be drunk approached an African American lesbian leaving a local gay bar with three of her friends. She reported that the man grabbed her arm and made an unwanted sexual advance. When she objected, the perpetrator hit her in the face. The woman and her friends called police from a neighboring bar. Police responded, but according to the victim, did not immediately pursue the perpetrator even though she and the other witnesses saw where he had gone. A police report was filed. Cincinnati Police Division did eventually identify the perpetrator and scheduled a mediation hearing between the two parties.

#### **CINCINNATI**

A Middle Eastern Gay man was celebrating the wedding of a friend when one of the hosts approached him and made comments about his sexual orientation. Later, the same individual ripped the victim's shirt off and jumped on the victim's leg, causing it to fracture in three places. No one helped the victim as he hobbled out of the house, in fear for his life. The victim remains disabled and has nightmares stemming from the incident. A report was filed with police, but upon investigating the incident they labeled it a "drunken brawl," and no arrests have been made.

#### **SAN FRANCISCO**

LGTB bars and in outdoor cruising areas, because they believe their victims won't "fight back" or will be hesitant to contact police. Even when victims report their experiences, one of the difficulties in combatting this particular form of bias violence is that police rarely are willing to classify it as such.

All the remaining crime/offense categories posted declines in 2000. They included extortion/blackmail (from 8 to 2 incidents), bomb threats and bombings (from 8 to 3 incidents), illegal evictions (from 10 to 8 incidents), police raids (from 10 to 7 incidents), arson (from 11 to 7 incidents), and vandalism (from 141 to 120 incidents, or -25%). That crimes against property apparently decreased in 2000, accounting for less than 2% of the incidents documented by NCAVP last year, illustrates the fundamentally different character of the bias violence experienced by LGTB individuals, compared with members of some other targeted groups. Among acts of bias violence against the Jewish community, for example, crimes against property routinely account for a far larger proportion of incidents.

### **Location of Incidents**

There were additional reported changes in the locations of anti-LGTB violence. While the greatest numbers of incidents during 2000 continued to be committed in private residences and on streets/other public areas (27.8% and 24.2%, respectively), there were decreases among those committed in "cruising areas" (-5%), in schools or colleges (-8%), and at or near LGTB community events (-86%). Increases were posted among events occurring on public transportation (+47%), in the workplace (+32%), in and around LGTB bars (+12%), at or nearby LGTB institutions (+19%), and in settings described as "other" (+28%).

### **Serial incidents**

Wherever possible, NCAVP's members try to determine if an incident being reported to them is the first of its kind experienced by the victim, or merely the latest of one or more others apparently committed by the same perpetrator(s). The number of these "serial incidents" increased substantially in 2000, at least with respect to those that were reported to be the second of their kind (from 52 to 213, +310%). Incidents described as having been preceded by two to five others increased as well, from 168 to 205 (+22%). However, incidents described as having been preceded by six or more previous ones declined in 2000, from 246 to 169 (-31%). As a result, the total number of serial incidents increased at a more modest rate, from 505 to 552 (+9%).

### **Section 2. Offenders**

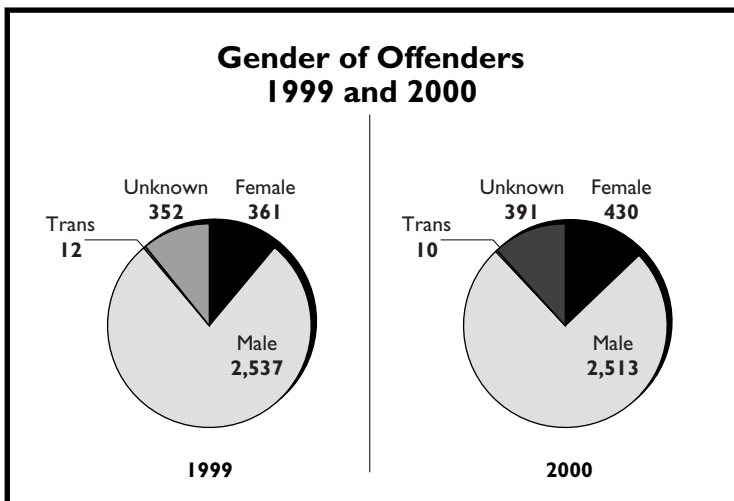
Little is known about the perpetrators of anti-LGTB violence. What research has been done suggests that as a population, they may be very general.

A study by University of Washington forensic psychologist Karen Franklin, presented to the American Psychological Association at its 1998 convention in San

Francisco, CA, surveyed 500 college students in the San Francisco Bay Area. More than 24 percent of the respondents (and 32% of young men in the study) acknowledged that they had engaged in verbal harassment of LGBT individuals, and 10% (18% of young men) reported that they had made threats or committed actual physical violence against one or more of them. As has become typical in court trials of accused bias criminals, most justified their behavior on the grounds that it was undertaken in “self defense” against the actual or perceived “threat” of unwanted sexual advances: in other words, many shared an intensive preoccupation with the fear that others might think they were lesbian, bisexual or gay.

What was most striking about Franklin’s research was that in other respects, her respondents could be described as fairly ordinary young adults, not prone to joining hate groups or participating in organized activities targeting minority communities. Much the same has been observed of others who commit anti-LGBT violence, such that the suspicion among law enforcement officers, prosecutors and judges that the victims somehow “deserved” their experiences is still one of the most formidable barriers to bringing hate crimes offenders to trial.

Studies of other perpetrators of bias crimes have found that they are predominantly lower-income white males. However, because LGBT people are universal within every ethnic, cultural and racial group, and because there is considerable evidence that anti-LGBT violence is underreported in many communities of color, in schools and colleges, and in a large variety of workplaces, it would be foolhardy to suggest that most of those who commit anti-LGBT bias actually share a similarly narrow range of traits. Equally uncertain is whether most anti-LGBT offenders can be classified into the motive categories some theorists have proposed in relation to other bias crime. Many anti-LGBT offenders may in fact be “thrill seekers,” “moral ideologues” or “turf defenders,” to name three of the most commonly cited classifications. But a large number of their acts also seem to hinge on motives that are less simply articulated, even by the offenders themselves.



**A 49 year-old African American man was entering his residence when two men, one of whom he recognized, approached him. One of the men suddenly started punching the victim in the chest and yelling, “You fucking faggot!” The victim escaped indoors and called police. Upon looking outside, he saw the two men fleeing and began to follow them, fearing that they would get away before police arrived. One of the men then stopped, picked up a beer bottle and struck the victim with on the head. Soon after, police arrived and took the victim’s report. LOS ANGELES**

**An African American lesbian couple and their two children endured repeated racist and homophobic harassment, intimidation and assaults for more than four years. In one incident, their son was hit with a bat, and in another, their daughter had rocks and sticks thrown at her. On other occasions, their clothes were removed from laundry machines and dumped on the floor, and their electrical power was cut by a building employee. The family’s complaints were repeatedly ignored, both by their building management company and police. Eventually they moved to a different neighborhood. SAN FRANCISCO**

**An HIV positive gay man suffering from dementia was repeatedly victimized by his caregiver and a friend, who stole his money and jewelry. The friend also sold the victim’s car, but failed to turn over any of the proceeds. Criminal charges have been brought against both of the**

offenders, but in the meantime the victim has been left in an impoverished state. **NEW YORK**

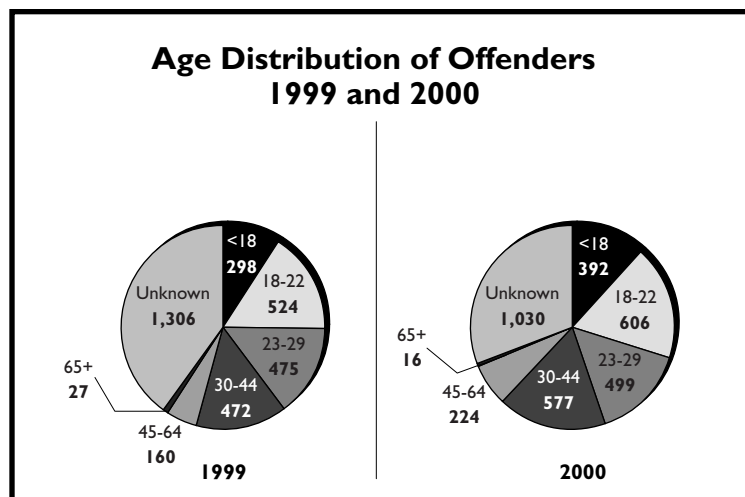
Three gay men living together in a trailer park in Elsmere, Kentucky were woken at 4 AM to pounding noises and the sounds of approximately thirty people gathered on a private lot across from their trailer. Some of the individuals were armed with hammers, bats, sticks and rocks. They were pounding a cross into the ground, where two other crosses had already been erected. One of the men said, "Bring out one of those faggots - we'll burn them too." The crosses were lit on fire. The victims called 911, but reported that it took 20 minutes for police to respond. When police did arrive, they said there were no grounds for arresting any of the perpetrators because "burning a cross on [their] own property is not a crime." The police did take photographs of the offenders, and told them to disperse. They also took one of the crosses "as evidence," and arrested two individuals who had thrown beer cans, charging them with disorderly conduct. Since the incident, victims have reported continuing harassment, including neighbors miming gestures of slicing someone's throat, hanging someone with a rope or strangling someone. **CINCINNATI**


Two lesbian women were returning home from work when they were accosted by three men who shouted anti-lesbian slurs. The men proceeded to chase and attack them, and one of the victims suffered a broken nose and

In 2000, the 3,344 offenders documented by NCAVP grew somewhat more diverse in relation to the 3,262 reported in 1999 (a difference of 3%). For example, the number of offenders who were reported female increased by 19%, from 361 to 430, so that females accounted for a slightly larger proportion of offenders as a whole (12.9% in 2000, v. 11.1% in 1999). Virtually all the rest in both years were male.

Offenders reported to NCAVP also continued to have a large variety of ages, with no single age group (among those younger than 65) predominating to a very great extent. This generality notwithstanding, significant growth was observed in many age categories in 2000, particularly for offenders under 18 (+31%) and between the ages of 45 and 64 (+40%). The true significance of these increases is uncertain, however, given a simultaneous large reduction (-21%) in the number of offenders whose age was categorized as "unknown" (and who presumably accounted for some of the increases reported in the other age groups).

The reported race/ethnicity of offenders also continued to be fairly constant in 2000, with whites accounting for the largest identified group (29.9%) of offenders overall, followed by Latino/a individuals (17.3%) and African Americans (15.1%). Modest numerical but large percentage increases were observed in some smaller racial/ethnic and cultural categories, especially Arab/Middle Eastern (from 23 to 40 offenders, +78%) and Asian/Pacific Islander (from 36 to 50, +39%), while the reverse was true for those who categorized as multiracial (from 45 to 37, -18%) or Native American (from 5 to 3 individuals). In this and past NCAVP reports, increases of offenders in any single racial/ethnic category have tended to be reflected by growth in the number of victims in the same category, suggesting that the violence perpetrated by many offenders targets people within their own racial/ethnic communities. Precise conclusions are difficult to draw, however, since in both 1999 and 2000, a plurality of offenders was comprised of those whose race/ethnicity was reported unknown (34.7% and 32.0%, respectively).





The largest group of offenders in both 1999 and 2000 were reported to be strangers to their victims (44.5% and 42.0%, respectively). However, significant percentage increases were observed in 2000 among some whose identities were known, especially acquaintances/friends (+34%), employers/coworkers (+13%), ex-lovers (+44%), landlords, tenants and neighbors (+18%) and relatives/family members (+25%). Additional growth was reported among security guards/bouncers (+161%), service providers (+32%) and other individuals (+57%), while declines were seen among those who described as law enforcement officers (-8%), lovers/partners (-39%) and those whose relationships to their victims were not known (-23%). Again, increases in some of these categories may be partly attributable to the decline in the latter.

The apparent reduction in offenders categorized as police officers deserves special notice, since it seems to belie other statistics presented in this report showing a net increase in police victimization of LGTB individuals. Most of the actual decline in the number of police officers reported to be offenders of 2000 occurred in just two NCAVP regions, Massachusetts and Providence, which also reported reductions in the number of anti-LGBTB incidents overall. Throughout the nine other regions, the number of police officers reported to be offenders either grew or remained fairly stable.

A more definite trend was the increase in the number of incidents perpetrated by groups of ten or more offenders, such that 3% of the incidents committed in 2000 accounted for at least 21% of the offender total. There was a related, 11% decline in the number of incidents committed by just one person, and additional growth in the number of incidents committed by two to three (+19%) and four to nine (+36%) individuals. But despite the increase in offenses perpetrated by larger groups, a significant majority (57.6%) of incidents in 2000 were committed by lone offenders, compared to an even larger percentage, 69.7%, in 1999.

lost all her upper front teeth. The other sustained bruises on her back and knees from a fall during the struggle. The victims filed a police report, but no arrests have been made. **NEWYORK**

A gay man was assaulted by two or three other men as he walked to his car after leaving a LGTB establishment. The victim was grabbed and punched during the attack, and the offenders used anti-LGBT slurs before running off. The incident was not reported to the police. **COLUMBUS**

An older African-American women, her lesbian daughter and her daughter's partner were harassed, threatened, and intimidated by a neighbor in their apartment complex for more than three years. The harassment often included anti-gay remarks. In the most recent incident, the older woman had gone downstairs to visit her daughter when the perpetrator appeared and said, "Bitch, what the fuck are you doing down here?... This is my floor, bitch!... Let me catch you down here again, and I'll take you out of here." The perpetrator made two other verbal threats against the three women on the same day. Eventually the women were able to obtain a restraining order against him. **LOS ANGELES**

Fliers announcing an event at a college campus that was to feature remarks by Judy Shepard, the mother of murdered, gay college student Matthew Shepard, were defaced. Threats to gay students were written on a number of the fliers. **MASSACHUSETTS**



**A woman and her 10 year-old child were stopped by a police officer, allegedly for running a red light. The officer gruffly ordered the woman to exit her vehicle, and when she refused because of her fear of the officer's aggressive attitude, he reached inside the window and forced her out. He then pushed her to the rear of her car and pressed her head down onto the trunk, calling her a "white dyke," until she lost consciousness. An internal affairs report has been filed against the officer. HOUSTON**

**A lesbian reported being sexually assaulted by a man who used anti-LGBT slurs. The victim was walking to her car when she was attacked by a white male in his 20's. He punched and raped her, calling her a "dyke" during the attack. She was treated at a local hospital. No arrest has been made. COLUMBUS**

**The remains of Steen Fenrich, a 19 year-old African American gay man, were discovered in a Queens park. A man walking in the woods found a plastic container holding a bleached skull, foot bones, loose teeth and a pair of trousers. The words "Gay nigger number one" were written on the skull, as was a Social Security number. Police subsequently traced the Social Security number to a man reported missing several weeks earlier, and went to notify the apparent victim's parents. One of them, his white stepfather, was reported by neighbors to be acting in a reckless manner with a gun later that day. Police went to the house again, and after a seven-hour standoff, the stepfather shot**

Finally, organized hate groups continued to account for a very small proportion of incidents (1.0%) in both years. In 2000, 21 incidents were committed by hate groups, v. 19 in 1999. However, some NCAVP members reported an increase in gang-initiated anti-LGTB violence not formally reflected in any of the statistics in this report.

### Section 3. Victims

Perhaps surprisingly, little more is known about some of the victims of anti-LGTB violence than about the offenders. That is because many victims of anti-LGTB bias hesitate to report their experiences, either to police or even their own community organizations. The reasons often include one or more of the following:

- **The victim fears the consequences of reporting the incident.** These may include the possibility of reprisals from the offender(s), embarrassment or abuse at the hands of police, being "outed" among family, friends, and coworkers, etc.
- **Family members, friends, coworkers, etc., urge the victim not to report the incident.** Sometimes, it is not victims who fear the consequences of reporting incidents, but others who are close to them.
- **The victim wishes to "move on" from the incident as soon as possible.** Many victims hesitate to report their experience because they want to forget them.
- **The victim believes the incident stemmed from poor personal judgment.** A surprising number of the victims of anti-LGTB crime blame themselves for their experiences—for walking in the "wrong" place, saying the "wrong" thing, or acting in the "wrong" way. In this context, many hesitate drawing further attention to what they view as their own inexperience or foolish behavior.
- **The victim believes nothing can be done to help the situation.** Another reason victims may not report their experience, especially to police, is that they do not believe anything can or will be done to help them.
- **The victim dismisses the incident as not serious.** Especially if the incident does not incorporate assault, the victim may be apt to dismiss it.
- **The victim is not aware of the existence of community-based anti-violence services, or that they provide an alternative to reporting incidents to police.** The existence of anti-violence organizations is not a widely known fact within much of the LGTB community. Nor do many victims initially understand that these organizations will help them, even if they decide not to report their experiences to the police.
- **Even if the victim is aware of community-based anti-violence services, they may not be perceived as culturally or linguistically sensitive or accessible.** Divisions of gender, race, national origin, age, class, and sexual orientation are strongly felt by many people within the LGTB community, and often influence the decisions victims make about whether to report their experiences

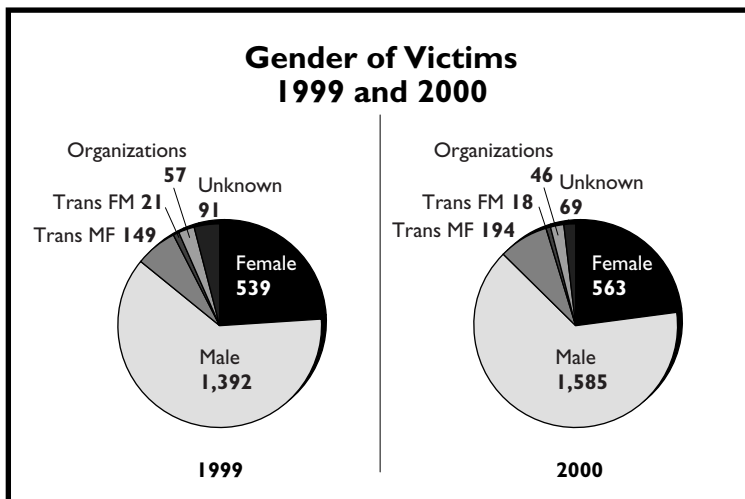
to groups that appear to lack culturally inclusive staff, volunteers and programs. In addition, the capacity of many anti-violence organizations to serve individuals whose first language is not English is often limited.

For all these reasons, the information about the victims of anti-LGTB violence documented by NCAVP in 2000 (albeit more comprehensive than that reported by most law enforcement agencies or in past editions of this report) must necessarily be viewed as incomplete. NCAVP strongly believes, for example, that the incidence of anti-LGTB bias crime affecting younger and older people, immigrants, people of color, people in the military, and those within many other populations and groups is grossly underreported across the country, even to its own members.

Still, the number of victims documented by NCAVP in the 11 reporting regions grew substantially in 2000, to 2,475 from 2,249 in 1999 (+10%). Their rate of increase was significantly higher than the growth in incidents (+8%) or offenders (+3%).

Aside from its larger size, however, there were not many meaningful changes in the population of victims documented by NCAVP over the past year. In both 1999 and 2000, large majorities were male (61.9% v. 64.0%, respectively) and identified themselves as lesbian or gay (75.5% v. 77.5%). A significant plurality was between the ages of 30 and 44 (35.9% v. 37.1%), with most of the remainder evenly divided between those aged 23-29 (15.2% v. 16.0%) and 45- 64 (12.5% v. 14.4%).

There was a notable increase in the number of victims reported to be white: they constituted 47.6% of all victims in 2000, v. 41.0% in 1999. But increases also occurred in other racial/ethnic categories, especially among African Americans, who grew to make up 12.5% of the 2000 total; Asian/Pacific Islanders, who accounted for 2.1%; and Latino/a individuals, who constituted 13.2% of victims in 2000 overall. As such, Latino/a individuals became the largest group of people of color who were reported as victims in 2000, surpassing African Americans, who



himself to death. The case was ultimately classified as an anti-gay hate crime, which police believe was committed by the stepfather. **NEW YORK**

A woman reported that her 15 year-old daughter was attacked by two classmates after school. The attackers, both white 16 year-old males, used anti-LGBT slurs during the attack. All three students faced suspension for fighting. The woman reported that school authorities were not cooperative in addressing her concerns for her daughter's safety and about the injustice of subjecting her to punishment along with the offenders. The incident was not reported to the police. **COLUMBUS**

A Latino gay man was murdered, apparently by another man he met at a daylong dance festival. The two returned to a hotel together, where the offender stabbed the victim several times. No arrests have been made. **NEW YORK**

Two young nephews, who authorities say were eager to rob their "faggot" uncle, murdered an older gay man living in Detroit. The victim was known to have valuable belongings in his home, including jewelry and a fur coat. After the defendants shot and killed the victim, they stripped him naked and left him in his bedroom, in an apparent attempt to divert suspicion. One defendant pled guilty to second-degree murder, while the other pled guilty to armed robbery. **MICHIGAN**

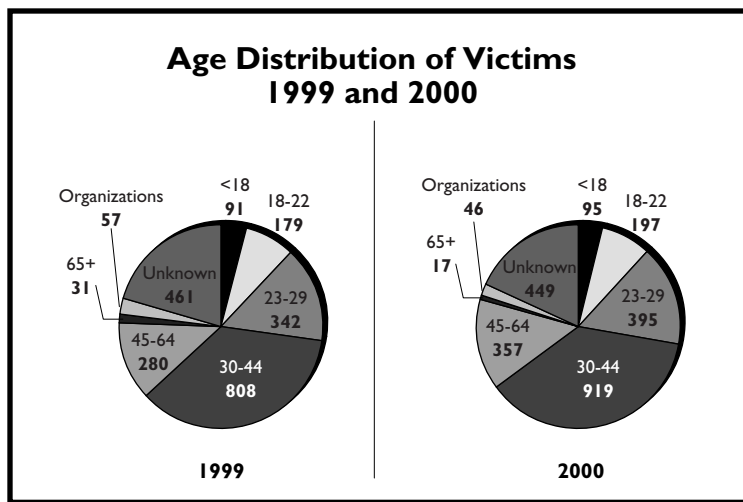
A man in his mid-30s was leaving a gay bar in Houston when he was stopped by two

men who asked for directions. After he had complied and turned away from them, one of the men said, "We're gonna kill this queer," and hit him on the head with a blunt object. The victim required several stitches in on his head and received a concussion. No arrests have been made. **HOUSTON**

A lesbian woman reported a commercial van cruising an LGBT neighborhood while the occupants, three white men in their early 20's, yelled anti-LGBT slurs. The incident was not reported to the police. **COLUMBUS**

A 22 year-old white man was killed in Edgewater Park in the Bronx on Labor Day Weekend. The victim, a political science major at NYU, had recently dyed his hair blond and gotten several piercings in one ear. The murder began with an incident in which the victim was saying good-bye to friends after attending a Labor Day party in the park. A nearby group of teens, who also knew the victim, shouted that he was gay. The victim and his friend then went to confront the harassers, and in the ensuing altercation, the victim was stabbed through the heart with a long knife. The killer was never identified, nor was it ever determined that the victim was actually gay. **NEW YORK**

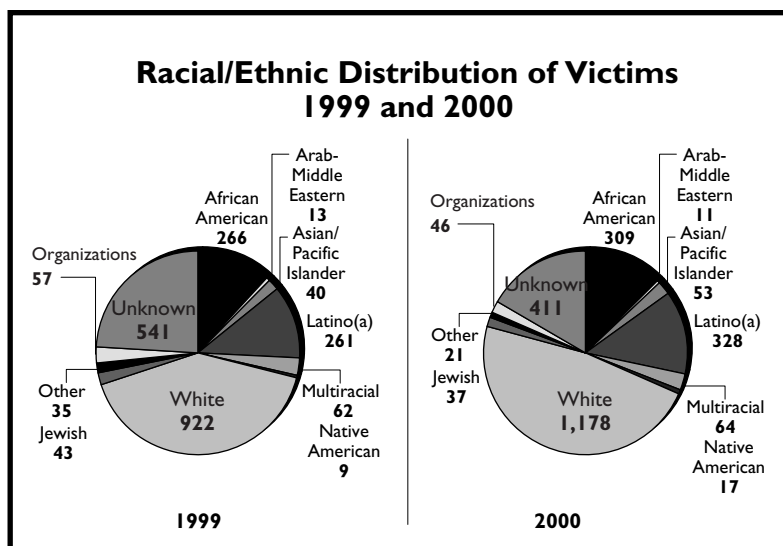
A multi-racial gay man in his early 20s was threatened at his place of employment, a hotel, by a temporary worker. The perpetrator told the victim that he would "sacrifice him." The victim reported the incident to his manager, who took no action. Two hours later, the tem-



had accounted for a somewhat larger proportion of nonwhite victims in 1999. As was the case in the reports about offenders, some of these changes may be artifacts of a sharp reduction (-24%) between the two years in the number of victims whose race/ethnicity was not reported.

Many other of the most intriguing new trends were confined to less populous victim categories. There was a large numeric (from 149 to 194) and percentage (+30%) increase in the total of transgender male-to-female victims, and an equivalent (and perhaps closely related) increase, from 108 to 149 (+6%), in the number of victims who identified themselves as heterosexual. On the other hand, significant decreases (from 31 to 17, -45%) occurred among victims aged 65 and over, and those identified as organizations (from 57 to 46, -19%).

Finally, this report has already summarized the extent to which victims in 2000 suffered immediate physical harm. Unfortunately, it is not within NCAVP's capabilities to provide quantitative information about the longer-term psychological and physical sequelae of their experiences, since the data upon which this report is based are captured at intake, and not from extended case records. The



case narratives in the margin very often dramatize these longer-term impacts in a qualitative way, however, and the reader is encouraged to review them. Individual NCAVP member agencies may also be able to provide more extensive information about victims and their experiences than it is currently possible to collect for NCAVP as a whole.

#### Section 4. Police Response

It would be an understatement to suggest that the relationship between the LGBTB community and the police is strained. Historically, police were agents of the most brutal repression experienced by LGBTB individuals. More recently, while police action overtly targeting the LGBTB community has receded in many areas of the country, it still frequently arises, usually under cover of vice law enforcement and “quality of life” campaigns. These especially seem to target those whose modes of LGBTB self-expression do not fit within an amorphous new set of perceived “acceptable” norms.

NCAVP’s bias incidence data collection procedures reflect this continuing legacy in at least one important way: NCAVP classifies as acts of police misconduct certain activities that are otherwise fully sanctioned by law enforcement. These include selective or discriminatory raids of LGBTB businesses; entrapment of LGBTB individuals on charges of public lewdness, gross indecency, sodomy, etc.; and the harassment, detention or arrest of LGBTB people (usually on the catchall charge of disorderly conduct) for “crimes” that include public displays of affection, having nonstandard dress or appearance, etc.

On the other hand, NCAVP does not classify all unpleasant encounters between LGBTB individuals and the police as bias-motivated incidents. So long as police act in professional ways and with respect for the civil, legal and human rights of the persons they accuse, then NCAVP is more apt to applaud their activities than condemn them. In fact, a large number of NCAVP member agencies have periodically assisted police in addressing troublesome law enforcement problems in the LGBTB community, and even in apprehending some LGBTB and non-LGBTB offenders.

These dual functions—to improve cooperative relationships between the LGBTB community and police even as they act as advocates for those who become victims of police misconduct—are sometimes difficult for NCAVP’s member agencies to perform. It is not uncommon for NCAVP’s members to be working closely with police to resolve one or more cases of anti-LGBTB violence even as they condemn police activities in other respects. Police agencies themselves are not above pointing to their relationships with LGBTB anti-violence organizations as “proof” of their sensitivity to the LGBTB community and its needs, even while continuing to engage in repressive activities against its members.

The continuing role of police officers as agents of anti-LGBTB oppression has at least one other important effect: it substantially increases the likelihood that

porary worker attacked the victim in the presence of four supervisors, who did nothing to stop him until the assault became serious. At that point, a hotel manager called police. When police responded, they refused to take any action beyond issuing “a ticket” to the offender. One police officer remarked to the victim, “Does this surprise you, when you choose this lifestyle?” Although the victim has been assured by his employer that the attacker will not be rehired, he is fearful that the man may still “come after him.” **COLORADO**

Two men were leaving a nightclub in the early morning hours when they noticed a car circling the block where they were walking. As the two approached their own vehicle, they saw the car circling again. A person on the passenger side of the circling car threw a balloon with red paint at the two men, hitting one of them on the shoulder. As the passenger was throwing the balloon, he yelled, “Take this, you fuckin’ fag!” The couple reported the incident to police, but no arrests were made. **HOUSTON**

A Latino gay man in his early 30s was severely beaten by two cousins and left for dead on the side of the road. The man was picked up by his cousins to go have a beer, but was instead taken to a rural area and beaten for an hour. His cousins held a knife to his throat and threatened to kill him while yelling anti-gay epithets. He was dumped by the side of the road and left for dead. According to the victim, the last thing his cousins said to him was “If you tell the police or anybody, we’ll

kill you”. He eventually managed to crawl to a nearby house and call for help. The victim suffered massive head trauma, brain swelling and internal bleeding. One of his cousins has been arrested.  
**COLORADO**

A 20 year-old Latino gay male was taunted with anti-gay slurs, chased and beaten by three men on the campus of Bakersfield College. The victim was leaving a cafeteria when three male students started harassing him. They yelled, “Tell us if you are a faggot!” “Yes, you are a faggot,” and “Fucking faggot.” The perpetrators took the victim’s lunch and started eating it, while the victim sought refuge in a nearby gymnasium. The men followed him, and after cornering the victim near an exit, threw water on his face, hit him several times in the back, and punched him in the head. One of the attackers then yelled, “I am going to rip you a new asshole, you fucking faggot.” Other students and faculty finally intervened and halted the attack. College officials later disciplined the perpetrators, and Bakersfield College held a rally to show support for the victim. Criminal charges have also been filed against the offenders by the Kern County District Attorney’s office.

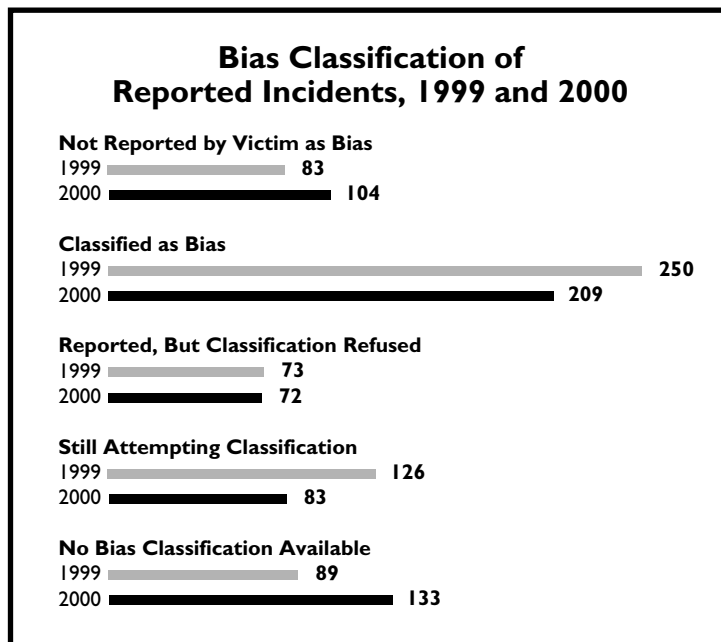
**LOS ANGELES**

A young white lesbian was walking home from her job at a Denver bar. As she cut through a parking lot across the street from the bar, she noticed a car waiting in the lot. Suddenly the car pulled in front of her and blocked her way, and two men got out. One hit her in the face

victims of anti-LGTB crime will not report their experiences to police, for fear of drawing unwanted attention. Very often in the experience of NCAVP’s members, even the victims of the most brutal anti-LGTB assaults will hesitate to file police reports, and for those who do, a good portion of the services that NCAVP agencies provide is concerned with persuading police to act on their complaints in a meaningful way.

It was with some surprise, then, that NCAVP initially compiled statistics for this report seeming to indicate that in one respect, police responsiveness to anti-LGTB violence had improved: police arrested offenders in a far greater percentage of the cases reported to them in 2000 (27.6%) than in 1999 (16.5%). However, a closer examination of local incident data reveals that almost all of this increase was restricted to one city, San Francisco (+ 384%), where the local AVP also reports having made significant efforts to help police respond more effectively to bias-motivated crimes. By contrast, the number of arrests decreased by disproportionate amounts in all but two of the other NCAVP regions.

In nearly all the other ways documented by NCAVP, police responsiveness to anti-LGTB violence deteriorated throughout 2000. Police refused to process victims’ complaints in a much larger number of the cases reported to them (+49%), even though the number of reports police received in 2000, 746, remained largely the same as in 1999. Police also failed to classify as bias crimes a significant number of complaints they received (the classification being available in most instances), such that the complaints officially categorized as bias-related in 2000 accounted for just 28.0% of all incidents reported to police, compared with 32.7% in 1999. However, it also appears that there was a substantial (+25%) increase in the number of victims who did not actually seek a bias classification for their complaints, either because they did not initially perceive their experiences as bias-



related, or did not wish to draw attention to their LGBTB status (some assault victims for example, may report being “mugged” rather than being the target of an anti-LGTB attack). As a result, it is difficult to assess overall trends in this area of police activity.

Far less uncertain is that the quality of police interactions with victims took a turn for the worse in 2000. The number of reported encounters in which police were characterized as “courteous” declined from 323 to 307 (-5%), while those in which police attitudes were “indifferent” remained almost precisely the same. Abusive encounters with police grew at an especially alarming rate, with the result that 53% more incidents in 2000 than in 1999 were characterized by verbal abuse, and instances of documented physical abuse grew by 24%, from 29 to 36 cases. Interestingly, most of the growth in abusive encounters with police was in incidents that did not specifically incorporate identifiable anti-LGTB speech or gestures. Perhaps police have learned to moderate their misconduct so as not to appear specifically biased against LGBTB individuals, or have become more prone to abusive behavior overall.

It is important to note that not every region reported poorer interactions between members of the LGBTB community and law enforcement (in some instances, these relationships remained virtually nonexistent in both years). At least judging from NCAVP’s data, police interactions with individual members of the LGBTB community could be said to have improved somewhat in Chicago and Columbus, even though in the former case, there were also a larger number of reports of unjustified arrests and raids of LGBTB businesses. Just as intriguing, the quality of individual police encounters deteriorated most markedly in San Francisco, where there were also more reported arrests of anti-LGTB offenders. These examples alone should evince the complexity of LGBTB community/police relations; readers are advised to consult the local summary reports that follow for more specific information.

with his fist while the other yelled “dyke.” The first man then beat her with a baseball bat, and she passed out. When the victim regained consciousness, the men and their car were gone, and so was the victim’s backpack. She returned to the bar and called the police and paramedics. She was particularly frightened because her daily planner had been in her backpack, and it contained her home address. For that reason, she stayed with friends for three days after the incident. Upon finally returning to her home, she found her backpack hanging from her back windowsill with everything still inside (including money, a CD player, and her cell phone). COLORADO

A 44 year-old white gay man was the victim of an anti-gay attack in which he was twice pushed into oncoming traffic and hit by a bus the second time. The incident began while the victim was at PrimeTime, a gay-friendly bar in Hollywood. He was talking with a patron, when another man began repeatedly to interrupt his conversation. The victim asked the offender to leave him alone, at which point the offender said, “Oh, you are wearing two earrings and a stud in your nose...maybe you should be around the corner with all of the drag queens.” Soon afterward, the victim left the bar. While standing at a crosswalk, the perpetrator approached him again, yelling that the victim was a “cocksucking, queer faggot bitch.” The perpetrator then punched the victim with a closed fist on the side of his face and pushed him into oncoming traffic twice. The

second time, the victim was struck by an oncoming MTA bus, and sustained injuries including a broken leg, lacerations and bruises.

#### **LOS ANGELES**

A gay man in San Francisco was repeatedly harassed with anti-gay remarks, stalked, and physically assaulted by a young woman who occasionally entered his building to visit family members. The victim was terrified that she would return to attack him again at any time. With the help of the local AVP and police, the victim was able to obtain a permanent restraining order against the offender, who was also arrested for committing a hate crime.

#### **SAN FRANCISCO**

A 31 year-old white man left a gay bar and was walking to his car in the early morning hours when he passed a group of people on the street. Two men followed him to his car; one grabbed his arm and began pounding him on the head and shoulders while calling him a “faggot.” The victim suffered head trauma and bruises on his shoulder.

#### **MASSACHUSETTS**

A 51 year-old gay white male was walking on the sidewalk when he was confronted by a man who yelled “Fuckin’ bitch” at him. The perpetrator ran toward the victim, who remained frozen on the spot. He then punched and pushed the victim in his chest, causing him to fall to the pavement. The victim tried to escape into a store, but was pushed from behind into the store’s plate glass window, which did not break. In the meantime, a bystander had

## **PART 3. RECOMMENDATIONS**

To the extent there have been recent gains in the fight against bias violence, NCAVP is deeply concerned that many of them will prove short-lived. After eight years of a federal administration that actively sought the expertise and information provided by victim advocates and service providers, a new Presidency with a markedly different method of working on issues like hate crimes has assumed leadership of the country. Additionally, after making genuine progress in both the US House and Senate, the Federal Hate Crimes Prevention Act was again defeated by partisan and ideological bickering last year. For both reasons, most of the recommendations contained in this report are the same as noted in previous years.

### **Recommendation 1: Increase Tolerance**

Foster a public, educational, political and cultural climate that makes clear that acts of anti-LGTB hatred and bias can have no part in a civil society. Specifically, schools should design and adopt general tolerance education curricula for youth (as well as protect students who identify themselves as LGTB); political leaders of every party should speak out forcefully against anti-LGTB discrimination and violence (and support genuine efforts to end them); businesses should establish and enforce appropriate LGTB tolerance and anti-discrimination standards for the workplace; religious leaders should make clear that no major religious tradition holds violence as an acceptable tenet; and the media should explain and report anti-LGTB violence in its proper context, i.e., as a broader pattern of occurrence that reflects and causes harm to everyone in America.

Anti-LGTB and other forms of bias violence thrive most of all on an inheritance of ignorance and hatred passed from generation to generation. Until all sectors of society help to quash this dismal legacy, there can be little expectation that anti-LGTB violence will come to an end.

### **Recommendation 2: Add Protected Classes**

Add sexual orientation and gender identity and expression to the roster of classes protected against hate-motivated violence at the federal level by passing the Hate Crimes Prevention Act, thereby authorizing the U.S. Attorney General to investigate and prosecute such cases—particularly those cases in which it is found that local law enforcement does not have the adequate resources, mandate or will to do so. Further address violence due to perceived sexual orientation or gender identity at the state level by passing hate crimes bills to heighten public awareness of such acts and provide increased penalties for those who commit them—particularly repeat and adult offenders. To encourage these new laws, the federal government



should pass legislation to provide enhanced law enforcement, criminal justice and community education funding to the states that enact them.

The failure to pass the Hate Crimes Prevention Act in 2000 was one of the most palpable illustrations to date of the way in which genuine progress in the struggle against anti-LGTB violence remains obstructed by an extremist minority of the nation's political leaders. Now, under a new and more avowedly conservative administration, it seems less likely that the bill will be revived, or that more states and localities will be encouraged to enact hate crimes statutes of their own.

NCAVP nonetheless calls on the new President, who pledged to bridge the divisiveness of the past and bring all Americans together, to show genuine commitment to these principles by supporting the reintroduction and passage of the Hate Crimes Prevention Act this year.

### **Recommendation 3: Fund research**

Commission a federal study, as well as substantial independent ancillary research, of anti-LGTB and other hate-motivated violence and its prevalence and outcomes. In addition, mandate participation in gathering and reporting data by every political jurisdiction, down to the county level. Support the provision of, and include analyses of data from, community organizations that investigate and address related problems.

Again, the best means to accomplish this goal would be to pass the Hate Crimes Prevention Act, which would mandate federal study of hate crimes at every level of government. Even in the absence of new legislation, it is still within the power of the Department of Justice to conduct a much more resourceful survey of bias crime incidence than has been accomplished in the past.

### **Recommendation 4: Provide Rehabilitation and Alternatives to Incarceration**

As organizations dedicated to the cessation of violence in our society, many NCAVP members strongly oppose the use of the death penalty. By extension, though NCAVP recognizes that increased penalties must be part of a comprehensive strategy to combat hate violence, it does not believe they can comprise the sole or primary method of addressing such violence. To that end, NCAVP recommends that in association with stronger hate crimes laws that provide increased penalties, enhanced rehabilitation be provided to convicted offenders to reduce recidivism and interrupt escalating cycles of abuse. Additionally, it is essential in some cases that alternatives to incarceration be developed, especially for youthful and first-time offenders.

The careers of hate criminals often begin with relatively inconsequential acts. Appropriate rehabilitation may be key to helping them interrupt a progression to more violent behavior, especially if they are young or juvenile offenders. Few such programs exist today at any level of the criminal justice system, however,

and more are needed before the best approaches can be assessed. NCAVP calls for measures that will do more to prevent acts of hate-motivated violence before they occur, and not merely punish individuals who commit them after the fact.

#### **Recommendation 5: Fund Local Initiatives**

A realistic appraisal of the work being accomplished to combat hate-motivated violence at the community level must acknowledge that there is a cost associated with that effort. It is essential that local, state and federal governments fund community-based anti-violence initiatives such as training programs for law enforcement officers and district attorneys, victims' services and monitoring and reporting efforts like this one. The benefit will be to prevent and deter more acts of violence against LGTB individuals, salvage the lives of those who are victimized by them, and build cooperative relationships between the LGTB community and a wider range of partners in both the public and private service sectors.

NCAVP is especially alarmed this year by the extent of funding and resource deficits affecting many of its member organizations, at a time of unprecedented advancement in philanthropy and large scale increases in government funding for criminal justice concerns. It calls once again for the recognition that funding for efforts to combat hate crimes are positive investments not only in the communities victimized by them, but in the welfare of society as a whole.

#### **Recommendation 6: Increase the Efficacy of Law Enforcement**

Establish and promote anti-bias units or hate crimes task forces in every major metropolitan and state police force. Investigate and prosecute acts of harassment, intimidation and abuse committed by police officers against LGTB individuals. Also provide training and resources to change police cultures and attitudes overall, and end the use of police as instruments of officially sanctioned anti-LGBTB oppression.

Police cannot effectively address or even recognize instances of bias-motivated violence when they are so often its perpetrators themselves. NCAVP calls upon law enforcement agencies at the federal, state, and local levels to join in establishing true partnerships with the LGTB community, capable of achieving many positive public safety goals.

#### **Recommendation 7: Disallow the Gay Panic Defense**

Disqualify the so-called "gay panic defense" as a legal resort for those accused of committing hate-motivated acts against LGTB people. If that proves impracticable, shift the burden of proof in such cases onto defendants – similar to that required in many temporary insanity cases.

The popularity of the so-called "gay panic" defense, in which hate crime defendants excuse their acts on the grounds that they so greatly feared becoming

the object of another's sexual attraction, underscores the ways in which law and society continue to cast the victims of violent crimes as the true guilty parties. Inconceivable in any other context, it continues to enjoy a hearing in courtrooms across the nation. NCAVP calls on the nation's jurists to bring this parody of law to an end, or at least force it be mounted under conditions requiring advocates to show that a condition akin to temporary insanity actually did exist.

## **PART 4. LOCAL REPORTS**

The following pages provide summaries of local incident data and trends reported by the eleven NCAVP members that participated in this report, as well as three others that contributed supplementary information. In most cases, the local summaries were prepared directly by the participating agency; in others, they were written by NCAVP. An Editor's Note identifies each instance of the latter.

Readers in any of the cities or regions covered by this report are encouraged to contact their local NCAVP members for additional information. As this document was being written, several were preparing more comprehensive data for local release.

Finally, for convenience's sake, the names and order of the eleven primary reporting regions in these pages are as they appear in the top rows of the data tables included in Supplement 2. The actual names of the reporting organizations in each region, as well as relevant contact information, have been placed in the side-bars.

**Horizons Anti-Violence Project**

961 W. Montana  
Chicago, IL 60614  
Phone (773) 871-CARE  
Fax (773) 472-6643  
Website: [horizonsonline.org](http://horizonsonline.org)

**CHICAGO**

In 2000, Chicago reported 61 incidents, up 5% from 1999's total of 58. The number of victims decreased from 67 to 61 (-9%), and the number of offenders decreased from 89 to 62 (-30%).

Incidents involving assault decreased by 40% from 33 to 20, and those involving harassment grew by 22% from 32 to 39. Incidents involving intimidation increased significantly from 10 to 31 (+210%). There was also a major increase in reports of discrimination, from 3% of all incidents in 1999 to 12% in 2000. Horizons Community Services believes the increase reflects a larger number of reports of relatively minor incidents, stemming from greater community awareness of the dangers of leaving anti-LGBTB violence unchecked.

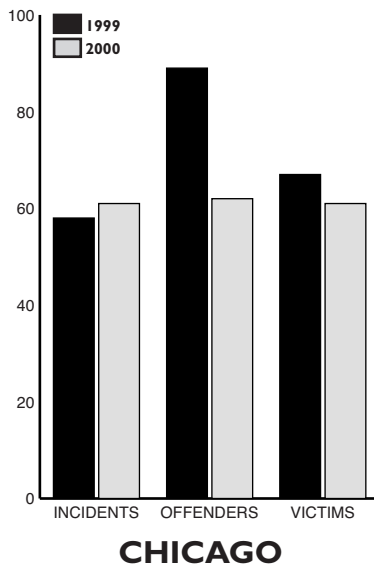
Of the 20 assaults reported last year, twelve were assaults without a weapon, a decrease of 52% from 1999's total of 25. Assaults with a weapon remained constant with seven reports in both years. The number of attempted assaults with a weapon also remained the same as in 1999, with one incident reported in both years. Injuries were sustained by 13 victims; in five cases, the injuries were serious. Hospitalization was required in five cases, as well.

The decrease in victims during 2000 was represented in every gender category. Male victims declined from 46 to 42 (-9%); female victims dropped from 15 to 11 (-27%); and transgender victims decreased from 4 to 3 (-25%). 47 (70%) of 2000's reported victims described themselves as lesbian or gay, compared with 52 (78%) in 1999. There was a slight increase in bisexual victims, from five in 1999 to seven in 2000. There was also an increase in victimization of organizations, from two in 1999 to five in 2000.

23 (38%) of the victims in 2000 were between the ages of 30 and 44, compared with 19 (28%) in 1999. There was a decrease of 77% in the 45-64 age category, from 17 to four. Of the 61 victims in 2000 whose racial/ethnic identities were known, 40 (66%) were white compared to 1999's total of 38 (57%); 9 (15%) were African American compared to 8 (12%) in 1999; there was a slight increase in Latino/a victims from 2 (3%) in 1999, to 5 (8%) in 2000; and there was one additional increase in Native American victims, from 0 in 1999 to 2 in 2000.

The most populous age category of offenders in 2000 was between 18 and 22 years old. Nine offenders were reported in this category compared with 14 in the previous year. They were followed closely by offenders in the 30-44 age group, although the latter's total was reduced sharply (seven offenders in 2000) relative to the number reported in 1999 (21).

Of offenders for whom racial/ethnic identities were reported, 21 (64%) were white, 8 (24%) were African American, and 4 (12%) were Latino. The comparable numbers in 1999 were 29 (56%), 12 (23%) and 11 (21%), respectively. The



**CHICAGO**

number of male offenders decreased 25%, from 54 in 1999 to 42 in 2000. The number of female offenders declined by 89%, from 18 in 1999 to 2 in 2000. The reasons for the latter change (other than the general reduction in offenders) are not clear.

Of the 61 incidents in 2000, the number perpetrated by individuals who were described as strangers decreased from 29 to 16. There was also a sharp decline in the number of incidents perpetrated by multiple offenders, from 20 to just one. Of the 61 incidents reported, there was a 27% increase in those that occurred on streets, and a 68% increase in incidents that occurred at the workplace.

Finally, there was very significant growth in the number of incidents reported to police. Of the 61 total incidents in 2000, 23 (38%) were reported to police, compared with just six (10%) in 1999. Horizons Community Services believes their strong emphasis on advocacy, outreach and training with both the Chicago Department of Police and the LGBTB community played an important role in fostering this trend.

## COLORADO

*[Editor's Note: The Colorado local report was prepared by NCAVP.]*

Colorado reported exceptionally high growth in the number of anti-LGBTB incidents in 2000, to 126 from 76 in 1999 (+66%). It also reported a slightly higher number of victims (88 v. 76, +16%) and offenders (107 v. 101, +6%). The disproportionate increase of incidents relative to the growth in offenders and victims appears due to a substantial increase in one category of serial incidents, those characterized by ten or more previous encounters (from three to eight, +167%). In this and other respects, it appears that anti-LGBTB violence “hardened” in Colorado over the course of the past year.

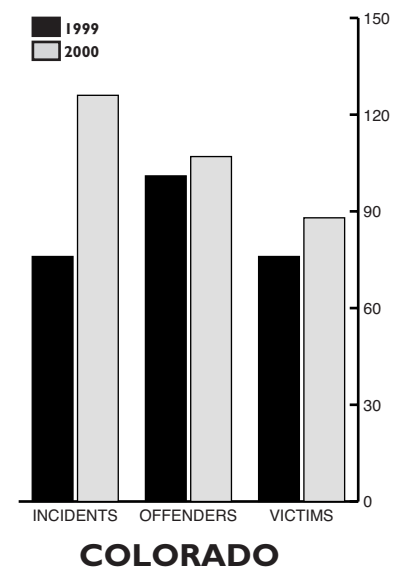
Three murders were reported by Colorado in 2000, compared with two in 1999. The ratio of total incidents to murders in the state is one of the highest documented by NCAVP. There was also a substantially larger number of assaults (+160%), and unprecedented growth in the number of assaults with weapons (from four to 21, +425%). Among weapons reported used in assault, vehicles were by far the most prominent, increasing from two to 15 instances (+650%).

Not surprisingly, injuries occurred in Colorado in a larger number of instances (22 in 2000, v. 16 in 1999, +38%), and the state was one of the few that reported a higher number of injuries categorized as “serious” (nine v. eight). Hospitalizations remained steady at three cases in each year, but the number of victims needing outpatient medical treatment skyrocketed from two to thirteen (+550%).

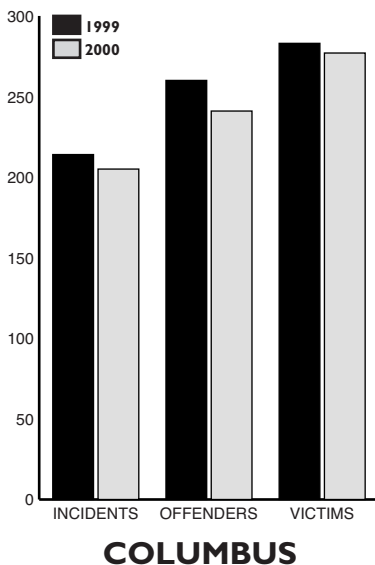
Other incident types remained virtually unchanged between the two years. Despite the growth in incidents overall, those incorporating harassment remained equal, while those characterized by intimidation actually dropped, from 22 to 18 (-18%). Again, both trends reflect the relatively more serious nature of anti-

### Anti-Violence Program

P.O. Box 181085  
Denver, CO 80218



**Buckeye Region Anti-Violence Organization**  
P.O. Box 82068  
Columbus, OH 43202  
Phone (614) 268-9622  
Fax (614) 262-9264



LGTB violence in Colorado in 2000 and constitute an important exception from the national norm.

There were no meaningful changes in the characteristics of Colorado offenders in 2000, save that substantially more of them were reported in the 23-29 age category (15 v. 4, +225%) and a larger number (25 v. 12, +108%) were described as landlords, tenants or neighbors to their victims. With respect to most offender demographics, however, Chicago continued to report a large number of unknowns in both years, such that the significance of these trends is difficult to assess. Among victims, the only meaningful change was growth in the number who were female, from 17 to 29 (+71%).

35 Colorado incidents were reported to police in 2000, one more than in 1999. Police processed the complaints in a large majority of instances, but made only three arrests throughout the year, two fewer than in 1999. Reported verbal abuse by police grew very significantly from three to twelve incidents (as many as in which police were described as “courteous”), and physical abuse was documented in four cases in 2000, v. three in 1999. None of the reported abuse in 2000, however, involved the specific use of anti-LGTB slurs, as had been reported in six cases in 1999.

## COLUMBUS

In 2000, Columbus documented a very slight (4%) decrease in incidents. 205 incidents were reported, down from 214 in 1999. Likewise, the number of victims remained relatively stable at 277 (283 victims were documented in 1999). Interestingly, however, the total number of offenses increased from 298 in 1999 to 307 in 2000. This increase translates to an overall increase in the average number of separate and distinct offenses committed per incident.

Equally alarming is the fact that more incidents involved multiple offenders in 2000; 21% (44) victims reported two or more offenders, as compared to 16% (35) in 1999. Fewer offenders were strangers to their victims (107) as compared to 120 in 1999. Of those perpetrators who were known, the largest group was landlords, tenants and neighbors (21%).

Continuing a multiple year trend, the level of brutality and violence in assaultive offenses once again rose. More victims required medical attention as a result of their attacks, and the number of victims requiring hospitalization rose from 6 in 1999 to 9 in 2000. One victim died of his injuries in 2000, the first murder documented in Columbus since 1997.

Columbus continues to report an exceptionally large number of sexual assaults relative to national figures, although the 22 reported in 2000 were down slightly from the 26 sexual assaults in 1999. Same-sex sexual assault awareness and education is covered in virtually all rape/sexual assault crisis training programs for hospital emergency rooms, hotlines and rape crisis centers in the area.

As a result, it is believed that increased reporting, rather than increases in actual sexual assaults, account for these higher numbers.

Among victims, the gender gap continued to close in 2000, with reports being made by women in 41% of the incidents, up from 39% in 1999 and 38% in 1998. Eight victims identified as transgender, down from 13 in 1999. Though the vast majority of victims identified as lesbian or gay, reports made by heterosexual victims who were perceived to be LGTB rose from five in 1999 to nine in 2000. More reports (35%, up from 33% in 1999) came from people of color in 2000, mostly from African American victims (73). The reported ages of victims increased overall in 2000; nearly half of all victims were 30 or over, 13% higher than the number reported in 1999.

Crimes against property remained nearly constant. Vandalism and arson were involved in a total of 56 incidents in 2000, compared with 57 in 1999. Robberies however, jumped from 33 to 42. Harassment also continued to grow, with 101 incidents reported (up from 93 in 1999.)

In 2000, Columbus saw an increase in reports of crimes committed in public areas and on the streets (17% up from 13% in 1999) and in and around LGTB bars (31%, up from 27% in 1999). Reports of violence in cruising areas were down to 11% of cases in 2000, from 17% in 1999. In both years, less than one third of incidents occurred in a private residence. As is usually the case, the highest monthly number of reports (28) was logged in June, when pride celebrations make our community more visible and vulnerable.

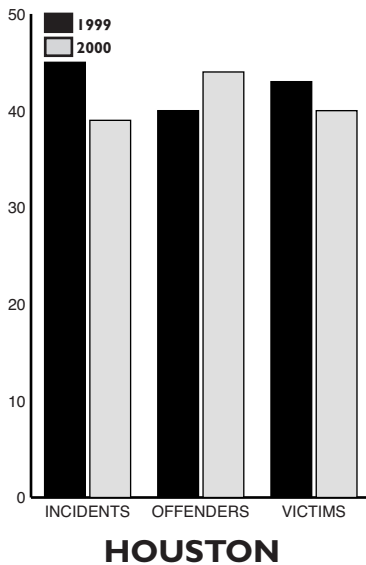
As is typical in cases where the sex of the offender is known, most (72%) were male. Of a total of 241 offenders identified in 2000 reports, only 24 were female. In 43 cases the gender of the offender was not known. In cases where the race of the offender was known, 62% were white. For 89 of the 241 reported offenders, however, the race / ethnicity was unknown. The age of offenders continues to be weighted toward younger people. Reports of offenders under the age of 18 increased from 13% (33) in 1999 to 17% (41) in 2000. A total of 145 of the 241 offenders were reported to be under the age of 30, while the ages of an additional 69 offenders were unknown.

A decline in reporting to the police, seen in Columbus over the past few years, continued in 2000. In 1998, 53 out of 199 incidents were reported to police; in 1999, 46 out of 214; and in 2000 the number 41 out of 205. Police who took reports were courteous in more than half of the cases, but in nine instances they refused to take the complaint. However, of the 41 incidents reported, only three resulted in arrest—and in one of these cases the arrested individual was the victim.



**Montrose Counseling Center**

701 Richmond Avenue  
Houston, TX 77006  
Phone (713) 529-0037  
Fax (713) 526-4367  
Website: [www.neosoft.com/~mcc/hatecrim.htm](http://www.neosoft.com/~mcc/hatecrim.htm)



## HOUSTON

In the year 2000, Houston reported 39 total incidents, a decrease of 13% compared to 1999, which saw a total of 45 incidents. The total number of victims in 2000 was 40, down from 43 in 1999. On the other hand, there were 44 reported offenders in 2000, up from 40 in 1999.

A disproportionately high number of assaults continued to occur in 2000, although their total number decreased from 33 in 1999 to 27 in 2000. The majority of assaults (15) were assaults without a weapon. Harassment was also reported in a sizable number of cases, 29 in 2000 compared with 34 in 1999. Intimidation accounted for 18 cases in 2000, almost as many as the 21 reported in 1999.

The reported number of murders fell dramatically, from five to one. Sexual assault and rape fell, too, but only slightly, from three cases reported in 1999 to two in 2000. The only other category of hate incidents that remained notably high over the two years was discrimination, with seven cases reported in 1999 and six cases in 2000.

Incidents involving weapons fell only slightly in 2000, to 13 from 15. The largest number of incidents committed with weapons in both years involved bats, clubs and other blunt objects. Five such incidents were reported in 2000, compared with six in 1999. Serial incidents also fell slightly in 2000, with a total of five serial incidents being reported.

The locations of incidents in 2000 remained fairly constant relative to the ones reported in 1999. The majority of incidents (16) occurred in a street or other public area. Schools and colleges were the next most frequently reported incident venues in 2000, accounting for eight incidents or an increase of 38% from 1999's total of five.

As in 1999, a very large percentage of the incidents (67%) in 2000 were reported to the police. Of the incidents reported in 2000, police took a complaint on twelve cases but made no arrest, while in ten others, the complaint was refused. A total of 10 incidents were not reported to police at all during 2000. Finally, there was one other significant change in police responsiveness to victims in 2000: Even though the total number of police interactions declined in 1999, the number of instances in which police were reported as verbally abusive increased from two to six.

## LOS ANGELES

Los Angeles documented 314 incidents in 2000, representing an increase of almost 3% over 1999's total of 306. These incidents affected 339 victims in 2000, compared with 337 in 1999 (+1%), and were committed by 562 offenders, compared with 533 in the year before (+5%).

While the total number of incidents increased slightly, fewer involved assaults. The total number of assaults in 2000 was 51, down from 72 in 1999 (-29%). Of assaults, a lesser number involved the use of weapons: from 31 in 1999 to 17 in 2000 (-45%). Intimidation also decreased from 86 incidents in 1999 to 55 in 2000 (-36%). At the same time, however, harassment rose from 272 incidents in 1999 to 283 in 2000 (+4%). There were no murders in either year.

Significantly more incidents were reported in 2000 than in 1999 as having occurred in the workplace, from 37 in 1999 to 50 in 2000 (+35%), and in public accommodations, from 21 in 1999 to 31 in 2000 (+48%). At the same time, there was a slight increase in reports of serious injuries, from 14 in 1999 to 17 in 2000 (+21%), and of minor injuries, from 23 in 1999 to 25 in 2000 (+9%). Moreover, the number of injured victims who reported that they received outpatient care rose from 17 in 1999 to 24 in 2000 (+41%).

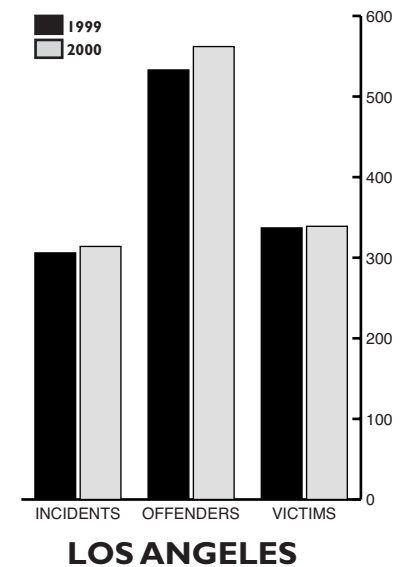
69% of 2000 victims whose genders were known were male, compared with 63% in 1999. Almost all of the rest of the 2000 victims were female, though their percentage of the total number of victims declined from 31% to 28%. More than 85% of the victims in both years described themselves as lesbian or gay, but a greater percentage of victims in 2000 than in 1999 said they were heterosexual. As was true in the previous year, a plurality of victims in 2000 were between the ages of 30 and 44 (43%). More than half the victims in 2000 were white, compared with 49% in 1999. Latina/os comprised the second largest racial/ethnic group of victims reported in both years (24% in 2000 and 23% in 1999), followed by African-Americans (10% in 2000 and 12% in 1999).

81% of offenders in 2000 were described as male, compared with 86% in 1999. The number of offenders who were described as female rose from 68 in 1999 to 81 in 2000 (+19%). In both 2000 and 1999, the majority of perpetrators whose ages were reported were between the ages of 18 and 29 (56% in 2000 and 52% in 1999), with a plurality between the ages of 23 and 29.

274 (49%) of offenders in 2000 were white, rising from 233 (43%) in 1999. Latina/os comprised the second largest racial/ethnic group of offenders in both years, accounting for 176 (31%) of 2000 total and 156 (29%) of offenders in 1999. Offenders who were identified as African American fell sharply, however, from 92 in 1999 to 43 in 2000 (-53%).

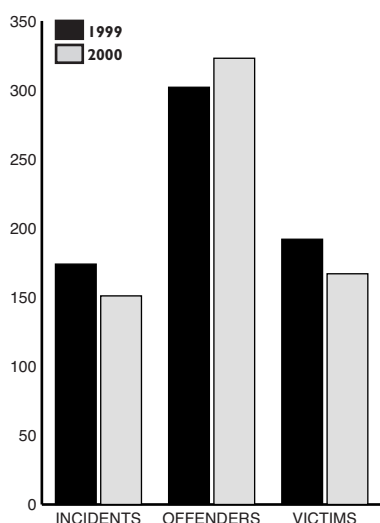
### LA Gay & Lesbian Center/Anti-Violence Project

1625 North Schrader Blvd.  
Los Angeles, CA 90028  
Phone (800) 373-2227  
Fax (323) 993-7653  
Website: laglc.org



**Fenway Community Health Center  
Violence Recovery Program**

7 Haviland Street  
Boston, MA 02115  
Phone (800) 834-3242  
Fax (617) 267-8437  
Website: www.fchc.org



**MASSACHUSETTS**

Police reports were filed in 61 cases in 1999, compared with 80 in 1999 (-24%). Arrests were made in 16 of the 2000 cases, the same number as in 1999.

**MASSACHUSETTS**

The Violence Recovery Program (VRP) of Fenway Community Health provides counseling, advocacy, education, and documentation to lesbian, gay, transgender and bisexual (LGTB) victims of violence in Massachusetts. The VRP is a founding member of the National Coalition of Anti-Violence Programs (NCAVP) and has been the official “national tracking program” for Massachusetts since the late 1980s.

Massachusetts incidents included in this report were reported to VRP by individuals seeking its services, by individuals aware of its documentation efforts, and by police departments and other victim-service agencies with which it collaborates. A few additional incidents came to the agency’s attention from press coverage of relatively high profile crimes.

This report does not purport to include all incidents that actually occurred in Massachusetts in 2000. A variety of factors may lead to underreporting to the VRP. Some individuals may be unfamiliar with the agency’s services; others may feel that there is little point in documenting incidents. Though the VRP has a state-wide toll free intake line, people from outside the Boston area, where it is based, may be less aware of the agency or less inclined to call. Additionally, while the VRP hired its first bilingual (Spanish) advocate in 1997, there is still likely to be underreporting from victims whose first language is not English. Among others who may be disproportionately underrepresented are young people, lesbians, people of color, and transgender and heterosexual victims of anti-LGTB harassment and violence.

It should be noted that in any given year, some incidents are reported to police that do not get reported to the VRP. The most complete picture of anti-LGTB hate crime in Massachusetts can be obtained by viewing this document in conjunction with police hate crime statistics, released annually by the Governor’s Task Force on Hate Crimes. For more information about when the Task Force’s 2000 report will be released, contact (617) 727-6300.

A total of 151 Massachusetts incidents of anti-LGTB violence and harassment were reported to the Violence Recovery Program in 2000. This number represents a 13% decrease from 1999. It is important to recognize that the decrease in reported incidents in 2000 is most likely not due to an actual decrease in the occurrence of anti-LGTB violence. The agency has often experienced an ebb and flow of reporting in the past, and a 13% decrease is not significant when viewed in this context. In addition, in the aftermath of Matthew Shepard’s murder in October 1998, more LGTB people may have felt compelled to report acts of anti-LGTB

harassment and violence in 1999. This motivation to report may have decreased as time has passed since Matthew's murder.

Twenty-one percent (21%) of the 151 reported incidents involved at least one assaultive offense. Thirty-eight (38) people were injured in Massachusetts incidents reported to the VRP in 2000, and 20 suffered serious injuries, 43% more than in 1999. This is not surprising given that there was a 9% increase in incidents that involved the use of weapons (bats, clubs, bottles, bricks, etc.). These findings suggest that anti-LGTB incidents are becoming more serious and increasingly dangerous in Massachusetts. As for non-assaultive offenses, 9% of the 151 incidents involved vandalism, arson or illegal eviction. Fourteen (14) incidents were directed at organizations.

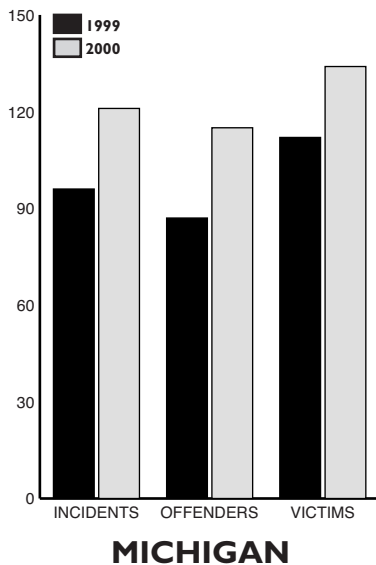
A total of 167 victims were targeted in the incidents reported to the VRP. Of these, 67% were male, 16% female, and 7% transgender. Eight percent (8%) of the victims (14) were LGTB-affiliated institutions, businesses or organizations. In terms of their race/ethnicity, 67% of victims identified as white, 6% as African American, 4% as Latino/a, 1% as Arab/Middle-Eastern and 3% as "other," including multi-racial. Race was unspecified for 11% of persons reporting.

It is significant to note that incidents involving transgender people increased by 100%. The VRP believes that the targeting of people who are transgender may be the result of increased media attention and visibility in the state. In addition, it is interesting to note that 14 heterosexual people were targeted based on their support for, affiliation with or perceived membership within the LGTB community. This number reflects a 75% increase from 1999. Similarly, eight bisexual people reported being victims; this figure was up by two from 1999.

15% of the victims were under the age of 22; 8% were 23-29; 34% were 30-44; 23% were 45-64; 1% were 65 or over; and 11% did not specify their age. The number of victims aged 45 to 64 increased by 73%.

There were 91 reported incidents in the City of Boston (up from 88 in 1999); they accounted for 60% of incidents reported to the VRP. 32% of 2000 incidents statewide occurred in streets/public areas, a 26% decrease from the number in 1999. 21% of 2000 incidents occurred in private residences and 10% occurred in workplaces. These findings are interesting, especially when considered alongside reports about the relationships between offenders and victims. Only 32% of offenders in 2000 were strangers to their victims, while 11% were acquaintances or friends (a 119% increase from 1999). These and other perpetrators who had relationships with their victims (i.e., they were landlords, tenants, neighbors, relatives, family members, acquaintances, friends, roommates, employers or co-workers) accounted for almost 30% of all offenders. These findings challenge the widely held notion that all perpetrators of anti-LGTB violence are strangers. The VRP's data clearly demonstrate that anti-LGTB violence and harassment pervade all aspects of life, from work to home to school to family.

**Triangle Foundation**  
 19641 West Seven Mile Road  
 Detroit, MI 48219  
 Phone (313) 537-3323  
 Fax (313) 537-3379  
 Website: <http://tri.org>



44% of all offenders in Massachusetts incidents in 2000 were under the age of 22, nearly twice as many as in 1999. The VRP feels it is therefore critical to continue to expand school programming on issues of diversity, tolerance, and violence prevention in Massachusetts schools. It is also imperative that this programming be inclusive of LGTB issues and begin at an early age.

Another startling finding was a greater than 200% increase in female perpetrators (81 in 2000, up from 24 in 1999).

52% of Massachusetts incidents reported to the VRP are known to have been reported to police in 2000. After talking with VRP staff, an additional three individuals said they intended to report their incidents to police. Only one individual described trying to report an incident in which police refused to process the complaint.

Nine individuals said the police response to their concerns was indifferent (down from 19 in 1999) and six other stated that officers were verbally abusive (down from 7 in 1999). Although many victims seem to feel comfortable reporting to police, these figures reveal that much work still needs to be done to sensitize and train police officers across the state. Commonly cited reasons for not reporting incidents in Massachusetts included that the victim did not trust police to take a report or treat them fairly as a LGTB person; the victim did not feel the police would consider an incident serious enough to warrant a report; the victim addressed the incident through alternate means, such as an administrative complaint at school or work; or the incident was perpetrated by police themselves.

## MICHIGAN

The number of reported incidents of anti-LGBTB violence in Michigan increased 26% in 2000, following a slight decrease in cases the previous year. The 2000 increase included a 32% increase in the number of reported assaults and attempted assaults, as well as growth in reported instances of harassment and intimidation (+46% and +24%, respectively). The only notable decrease in reported incidents was in homicides, with three being logged for 2000, down from eight in 1999.

These figures continue a steady eight-year upward progression of reported anti-LGBTB incidents in the state (the slight reduction in 1999 notwithstanding), and can be attributed to an ever-increasing awareness of the reality of violence targeting the LGTB community, and greater discussion and exposure of the problem in the public arena. More incident victims and survivors have felt safer to come forward and let the details and stories of their experience be known. They have responded, in part, to activist efforts highlighting the importance of reporting incidents of anti-LGBTB hate and violence when and where they occur.

During 2000 in particular, the Triangle Foundation waged a comprehensive effort to promote a statewide toll-free telephone service for use by victims of anti-

LGTB violence. The organization's campaign was aimed specifically at victims of harassment and intimidation and reminded people that "Words Can Lead to Violence." The campaign was designed to be especially visible in remote rural and other non-metropolitan areas of the state.

While assaults remain a major concern, harassment and intimidation continue to be the most commonly reported incidents in Michigan. It is impossible to divorce this finding (as well as the growth in assaults) from the increased activity of anti-LGTB extremists and activists in the state; their "call to arms" rhetoric (which includes exploitation of the most contemptible anti-gay stereotypes), incites violent reaction and provokes taunting and intimidating actions against LGTB people. Unfortunately, once set in motion, such harassment can all too easily turn to physical violence.

Many anti-LGTB activities in the state are inspired or fueled by local political battles over LGTB civil rights or issues involving LGTB youth. The most common tactics of anti-gay activists include raising community fears, exploiting the "gay marriage" issue, or resorting to the slanderous injection of the specter of "child molestation" into public debate.

Finally, while there were fewer than half the number of anti-gay murders reported in Michigan in 2000 than in 1999, the Triangle Foundation has strong reason to believe that there are other anti-gay killings that go overlooked or that are not investigated as such. Anti-gay murder is not recognized or identified by most local law enforcement jurisdictions, and further, as the preliminary edition of this report was going to press (March, 2001) Triangle was already involved in the investigations of three new anti-gay murders.

## MINNESOTA

*[Editor's Note: The Minnesota local report was prepared by NCAVP.]*

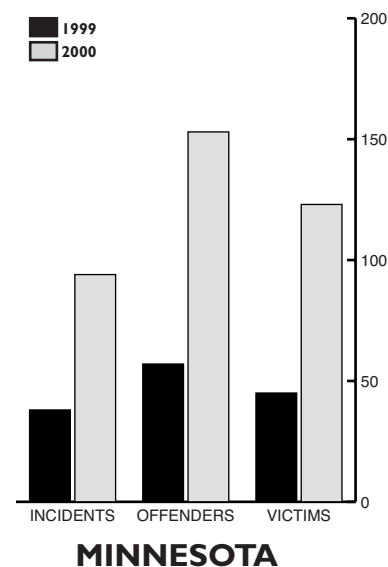
Minnesota reported the highest rates of increase in incidents, offenders and victims documented by NCAVP in its report this year. Its case is an example of the extent to which previously hidden patterns of anti-LGTB violence can be brought to light by more resourceful efforts to identify and serve the victims.

All told, Minnesota reported 94 incidents in 2000, v. 38 in 1999 (146%). They affected 123 victims, v. 45 in 1999 (+173%) and were committed by a reported 153 offenders (v. 57 in 1999, +168%).

Much of the apparent growth in anti-LGTB violence in Minnesota may be attributable to an increase in permanent staffing and outreach at Out Front Minnesota, which in turn helped it identify and serve more clients. The agency's reported increases occurred fairly proportionately in just about every category of data monitored by NCAVP, such that it would be nearly pointless to describe them all. NCAVP applauds Out Front Minnesota for the steps it has taken to improve its

### Out Front Minnesota

310 East 38th Street  
Suite 204  
Minneapolis, MN 55409  
Phone (800) 800-0127  
Fax (612) 822-8786



ability to serve the LGTB community, and to bring to light a far larger amount of the anti-LGTB violence occurring in the state.

In 2000, Minnesota reported 13 instances of assault (v. just five in 1999), but none with weapons. It reported no murders in either year, but did encounter a larger number (3, v. 1) of sexual assaults/rapes. Victims, of whom a sizable portion were female in both years (37% in 2000), were injured in 17 instances in 2000, four of them serious and two requiring hospitalization. A large majority of victims were white, and fairly large percentages—8% in each instance—were identified as organizations or people who described themselves as heterosexual.

About half of the offenders whose races were identified were white as well, with the largest number in 2000 (23) described as less than 18 years old. The especially large number of African American offenders (23 in 2000) in relation to the number of reportedly African American victims (3) is an unusual finding, and not reflective of NCAVP's experience as a whole. It should be noted, however, that the age and race of offenders was apt to be reported unknown in more instances than not, and so the significance of the finding is uncertain.

19 incidents were reported to police in 2000, twice as many as in 1999. Police reportedly accepted all the 2000 complaints, but made arrests in just three instances. The rate of bias classification was fairly high, at seven incidents, with bias determination still pending in four cases. Police attitudes, however, appeared to deteriorate substantially in 2000, with reports of three instances of verbal and three instances of physical abuse by police officers, v. none in either category in 1999. Most alarmingly, all the reports of police abuse incorporated specifically anti-LGTB language.

## **NEW YORK CITY**

New York reported 611 incidents in 2000, up from 1999's total of 580 (+5%). It also reported an increase in the number of victims (755 v. 678, +11%), while the total of offenders decreased significantly (1142 v. 1304, -12%). That a lesser number of offenders perpetrated more acts against more people suggests a possible reduction in the number of "right of passage" or "gang-style" incidents, typically committed by groups of young people, and a larger number committed by more solidly anti-LGTB perpetrators of all ages.

The total number of New York assaults remained fairly constant, at 234 in 2000 v. 227 in 1999. Assaults with weapons, however, rose 29% between the two years, from 91 to 117. Underscoring this growth was the fact that reports in all weapons categories increased by 16% or more, except firearms (-50%) and rope/restraints (no change). Fortunately, even though weapons use increased, the number of murders in New York declined significantly (four in 2000 v. seven in 1999, -43%). But 188 victims sustained injuries in New York City in 2000, up from

179 in the previous year (+5%), and the number of serious injuries rose at a still higher rate, 47 to 53 (+13%). In-patient hospitalizations decreased by 35%.

Of victims who were not organizations and whose gender was known, 74% were male, up from 69% in 1999. The percentage of victims who identified as transgender also continued to rise, from 9% (56) of victims in 1999 to 11% (79) in 2000.

The percentage of victims who reported their sexual orientation as lesbian or gay remained almost constant in both years (88% in 2000 v. 87% in 1999). The percentage of those identifying as heterosexual also remained fairly constant (9% v. 7%); however, 18 more victims in 2000 identified as heterosexual than was the case in 1999. The New York City Gay and Lesbian AVP believes that more heterosexuals may be becoming the targets of anti-LGTB violence as the result of associating with a larger number of LGTB friends and acquaintances, and/or adopting more diverse styles of dress and appearance.

In 2000, as in 1999, the majority of victims who reported their ages were between 30 and 44 years old. Roughly a third more were in the 30-44 category, while smaller (and still fairly consistent) proportions said they were 23 to 29 or 45 to 64 years old.

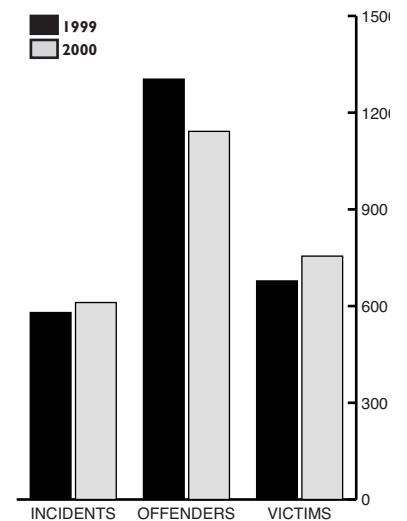
The percentage of New York City victims who were white also remained nearly constant, falling from 52% in 1999 to 51% in 2000. The number of African American victims continued to rise both in actual numbers (from 92 to 116) and as a proportion of all victims combined (to 18% from 16%). The percentage of Latina/o victims in both years remained stable (25% v. 24%), even though the actual number of Latino/o victims increased substantially, from 134 in 1999 to 166 in 2000 (+24%).

In both years, males made up 87% of all known offenders. With the exception of those between 23 and 29 years old, the number of offenders in all age categories increased substantially, especially for those aged 45-64 (+139%), under 18 (+36%) and between 30 and 44 (+16%). It should be noted that large portion of these increases, was undoubtedly due to a complementary reduction (from 542 to 230) in the number of offenders whose age was reported unknown, the result of implementing more rigorous procedures for capturing offender and victim demographic information.

Of offenders whose racial/ethnic identities were reported, African Americans became most numerous in 2000, comprising 34%. They were followed closely by Latino(a)s, who made up 32%, and whites, who accounted for 31%. Though the rise in the proportion of African-Americans who were offenders in 2000 was significant (34% v. 28% in 1999), the number of Asian/Pacific Islander offenders saw the largest rate of increase, +167% (16 offenders in 2000 v. 6 in 1999). Both increases were consistent with the ones observed in the number of African American and Asian victims (+26% and +225%, respectively).

**New York City  
Gay & Lesbian  
Anti-Violence Project**

240 West 35th Street  
Suite 200  
New York, NY 10001  
Phone 212-714-1141, hotline  
Fax 212-714-2627  
Website: [www.avp.org](http://www.avp.org)

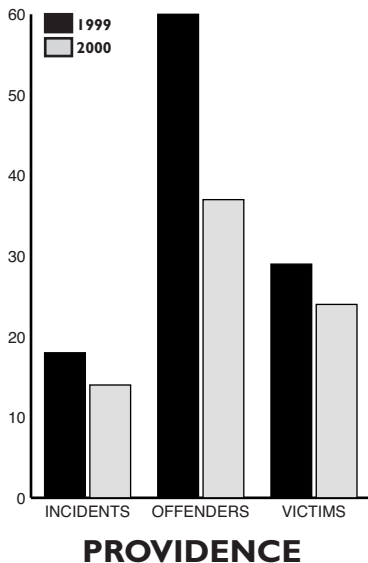


**NEW YORK CITY**



**Rhode Island Alliance  
for Lesbian and Gay  
Civil Rights**

41 12th Street  
Providence, RI 02906  
Phone (401) 331-6671  
Fax (401) 272-4374



The number of strangers committing hate incidents in New York decreased by 23% (503 in 2000 v. 653 in 1999). However, there were significant increases in the numbers of offenders who were relatives (30 v. 10, +200%), service providers (79 v.45, +76%), security personnel or bouncers (15 v. 9, +67%) and former lovers or spouses (36 v. 23, +57%).

251 incidents were reported to police in New York in 2000, compared with 169 in 1999 (+49%). Such a dramatic rise may be partly attributable to an extensive reporting campaign undertaken by the New York City Gay and Lesbian Anti-Violence Project during 2000. This campaign may also have contributed to an 11% increase in the number of victims who contacted the agency.

Of the incidents reported to the police in 2000, arrests were made in 39 cases, up from 24 in 1999 (+63%). There was also an increase in the number of incidents categorized by police as bias-related (from 51 to 61, +20%), perhaps partly due to New York's recent passage (after a decade-long advocacy and legislative struggle) of a LGTB-inclusive hate crimes law. Unfortunately, as the number of victims reporting to the police increased, so did the number of those who were mistreated by authorities. Those experiencing verbal abuse (with and without slurs) from police officers increased by 79% (to 43 in 2000, v. 24 in 1999), while the number of reports of police physical abuse declined only slightly (five cases in 2000, v. seven the year earlier). Even so, the number of incidents in which victims described police as courteous also rose appreciably, from 84 to 125 (+49%).

## PROVIDENCE

*[Editor's Note: The Providence local report was prepared by NCAVP.]*

Providence reported 14 incidents of anti-LGTB violence in 2000, down from 18 that it had reported in 1999 (-22%). These incidents affected 24 victims, down from 29 (-17%), and were committed by 37 offenders, down from 60 (-38%).

No murders were reported in Providence in either year. Substantially fewer assaults occurred in 2000 (4) than in 1999 (12), none of them with weapons (v. 4 in 1999). Intimidation increased from two to three incidents, but harassment declined from 21 incidents to ten (-52%). Providence also reported far fewer unjustified arrests in 2000 (one incident, v. seven in 1999), a considerable problem in prior years.

As in 1999, almost all Providence victims in 2000 were white and approximately one third were identified as women. The number of victims injured in 2000 declined precipitously, from 14 to 4 incidents (-71%). Even so, serious injuries occurred in nearly the same number of cases in 2000 (three) as in 1999 (four), indicating that even when NCAVP observes a pattern of improvement, the danger of hard core violence typically remains. Fortunately, however, no Providence victims needed to be hospitalized in 2000, v. two in 1999.

A very large majority of Providence offenders in both years were male, but in 2000, a substantially higher number (twelve, v. none in 1999) were reported as under 18. In fact, all but two of the offenders whose ages were reported in 2000 were less than 24 years old, compared with just 27% in 1999. As in past years, virtually of the offenders were white. Again, there was a sharp reduction in the number described as police officers (from twelve to two, -500%), as well as the number reported to be pick-ups (from eleven to none).

Just four Providence incidents in 2000 were reported to police (v. ten in 1999). None resulted in arrest, although two complaints were classified as bias-related. In all cases in which the information was reported, police were characterized as courteous in both years, and there were no recorded instances of verbal or physical abuse.

## SAN FRANCISCO

The number of lesbian, gay, bisexual and transgender victims of hate crimes in the San Francisco Bay Area increased dramatically in 2000, with 467 people reporting anti-gay attacks, a 21% increase over the number of victims in 1999. In 415 separate incidents throughout the year (28 more than reported in 1999), LGTB people were harassed, intimidated and/or assaulted, making 2000 the most violent year for hate crime/violence attacks in the region since 1996.

Among several disturbing trends that continued unabated in 2000 were that more incidents were reported by transgender/transsexual women (almost 50% of these reports involved law enforcement or security personnel), and 35% of incidents as a whole were reported by people living in the greater Bay Area, outside of San Francisco.

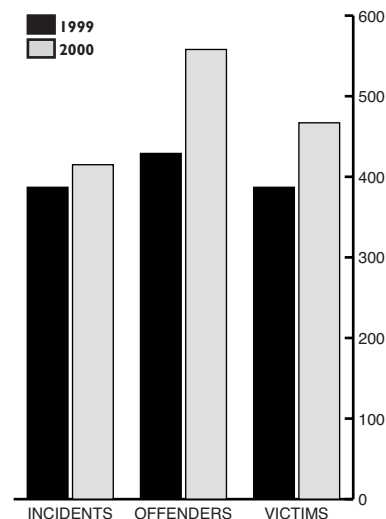
In the opinion of Community United Against Violence (CUAV), among the most potent factors contributing to these increases was the passage of California Proposition 22, the so-called Knight (Definition of Marriage) Initiative. In the public debate over the initiative and in the wake of its passage, many anti-LGBTB organizations gave voice to an extraordinary level of hatred for LGTB people. The Initiative certainly seems to have contributed to an atmosphere in which some offenders perceived that they had a general license to commit violence against the LGTB community. As a result:

- There was an unprecedented (400%) increase in the number of incidents perpetrated by 10 or more offenders.
- The number of adult offenders (those between 30-44) increased by a staggering amount, from 6 in 1999 to 70 in 2000.
- 70% of cases in 2000 involved repeated harassment and assaults.

While all members of the San Francisco Bay Area LGTB community were more vulnerable to hate-motivated attacks in 2000, violence against women rose most significantly in 2000, with 50 more women victimized than in 1999, an

### Community United Against Violence

973 Market Street, Suite 500  
 San Francisco, CA 94103  
 Phone (415) 777-5500  
 Fax (415) 777-5565  
 Website: [www.xq.com/cuav](http://www.xq.com/cuav)



**SAN FRANCISCO**

increase of 44%. Attacks against transgender women were extraordinarily high, with 71 male-to-female transgender women reporting anti-LGTB violence in 2000, a 45% increase over the previous year. Though transgender women are estimated to comprise just 1-5% of the population of San Francisco, they accounted for 16% of the reported victims of anti-LGTB violence.

The number of incidents involving assaults against LGTB people also increased alarmingly in 2000, by 60%. There were 145 incidents involving assault in 2000, comprising 35% of the total, compared to 90 such incidents in 1999. Incidents of harassment and intimidation also increased in 2000, with 578 separate incidents representing a 15% increase over 1999. The number of assaults with weapons increased 33% in 2000, with weapon use reported in 42 separate incidents. Bats, bottles, knives, and other sharp objects accounted for 37% of the weapons used. Because perpetrators of hate crimes will often use whatever weapon happens to be on hand, 56% of the weapons were classified as “other.” In 2000, for example, these included a belt, a phone, dirt and brass knuckles.

The number of victims incurring minor injuries increased significantly in 2000. Of the victims whose injuries were reported, 31% (112 people) had minor injuries, including cuts, bruises, swelling, headaches and overall body aches from physical assaults. This figure represents a 110% increase over 1999, when only 50 people reported minor injuries, and is not surprising given the sharp increase in the number of assaults.

The relatively more serious character of anti-LGTB violence in the San Francisco region during 2000 was also revealed in the fact that three times as many victims, 30 individuals who comprised 37% of all those injured, had to seek outpatient medical treatment, a much larger number than the nine victims reported in 1999. Including six other victims who were hospitalized in 2000, the percentage of victims overall who had to seek attention for their injuries in 2000 climbed to 44%.

An additional 15% of the victims reporting injuries said that although they needed medical attention, they did not seek it. Though not asked directly about their decisions not to seek care, many victims of anti-gay violence say they fear encountering additional homophobia from medical staff, or the potential involvement of police.

One of the few pieces of positive news about victims is that a somewhat lesser number in 2000 were seriously injured (64 v. 88 in 1999). Serious injuries in 2000 nonetheless included a broken leg (with three fractures, requiring the insertion of a metal plate), neck bruises from an attempted strangulation, a concussion, nerve damage, and unconsciousness as the result of a beating.

One man was murdered last year, after being tied and beaten by his assailants, then chopped at least thirteen times with a hatchet and an ax.

The number of San Francisco area perpetrators grew dramatically in 2000, with victims reporting 558 separate offenders, an increase of 30% over 1999. One reason for this increase was the dramatic escalation in attacks by multiple offenders. Eleven incidents involving more than one perpetrator were reported in 1999, yet in 2000, that number jumped to 111. Among the latter, there were 39 incidents involving three to five offenders, and 24 incidents involving four to nine. Perhaps most startling, there were 48 incidents in which victims were attacked by a group of ten or more offenders, compared to only eleven such attacks in 1999. Many of the 2000 victims reported being quickly surrounded by a large group, out of which several people attacked them while others cheered the attackers on. Other victims reported being taunted and threatened by groups while waiting for a bus or walking on the street, and still others said they were chased by large groups of people yelling anti-gay epithets and threatening violence.

Also startling in 2000 was the number of serial incidents. 70% (289) of reports in 2000 involved on-going harassment, intimidation and violence by the same perpetrator(s). This number represents a huge increase over 1999, in which only 56 cases involved serial abuse.

The dramatic increase in cases of ongoing harassment is likely related to the rising number of victims who reported hate crimes being perpetrated by their neighbors, landlords and co-workers. In 95 incidents last year, the perpetrators were neighbors and landlords, compared with 33 incidents in 1999, an increase of almost 300%. Additionally, reports of abuse from co-workers almost doubled, from 9 in 1999 to 17 in 2000. The proximity of these relationships, in which perpetrators have frequent or continuous access to the people they are harassing or assaulting, may also account for some of the increase in cases involving serial abuse.

While approximately the same percentage of incidents were reported to the police in 2000 as in 1999 (40% in 2000 v. 37% in 1999), there were significant decreases in the number of people who said they had positive experiences with the police. In 1999, 113 people (or 78%) who reported anti-gay violence to the police described them as "courteous." In 2000, the number dropped to 73 (-44%). Significantly, the cases in which police were reported as "courteous" were overwhelmingly ones handled by the San Francisco Hate Crimes Investigation Unit, while those assigned to General Works or handled by police agencies outside San Francisco were responsible for most of the challenges between police, survivors and CUAV. As has been true in prior years, police accounted for 13% of the perpetrators in 2000, which helps explain the reluctance of many victims to file police reports, no matter how serious the violence against them.

Other findings from 2000: Sexual assaults increased significantly, with 28 people reporting this type of violence, compared with just 6 reports in 1999. The majority of hate crimes perpetrators in 2000 were male (423, or 84%), and an increasing number were female (80, or 16%, as compared with 46 female per-

petrators, or 12%, reported in 1999). As in previous years, most hate violence incidents occurred on the street (38%), yet there was a noticeable increase in incidents occurring around LGTB bars and community organizations (22 incidents in 2000, compared with 12 in 1999). While the majority of perpetrators tended to be white, nearly twice as many of the reported offenders were Latina/o in 2000 than in 1999. Finally, although the majority of offenders in both 1999 and 2000 were under 30, last year saw an unprecedented increase in the number of offenders between the ages of 30 and 44, with victims reporting 76 perpetrators in that age group, compared with just six in 1999.

## **ADDITIONAL REPORTS**

### **CONNECTICUT**

In February 2000, the Connecticut Women's Education and Legal Fund (CWEALF) began its new program, the Lesbian, Gay, Bisexual and Transgender Hate Crimes Project, and hired Steve Gavron as Project Coordinator. Mr. Gavron has had extensive volunteer experience working on various gay rights issues in Connecticut since 1985, including hate crimes.

The Project began to take calls and give information and referrals to victims of hate crimes and hate incidents in March, 2000. Since this was a new program, and the only one of its kind in the state, much of the Project's energy was directed to outreach, education and publicity.

Throughout the year, the Project received invaluable support and technical assistance from the National Coalition of Anti-Violence Programs (NCAVP), and officially joined the NCAVP in November 2000.

All told, the Project received 28 separate calls reporting incidents or seeking information through the end of 2000. The most serious cases were five separate incidents of physical assault, none of which resulted in an arrest. The remaining incidents included name-calling, vandalism, harassment, police entrapment and threatening phone calls. The Project provided callers with information explaining the laws, provided support and advocated for many of the callers. The Project gave referrals to attorneys associated with CWEALF in seven cases.

### **CLEVELAND**

*[Editor's Note: The Cleveland local supplementary report was prepared by NCAVP.]*

The Lesbian & Gay Community Service Center of Greater Cleveland has been a past contributor to this report, and would have been a full contributor again this year, had not most of the organization's limited resources been reallocated to domestic violence programming. As a result, bias violence services at the agency in 2000 were reduced markedly relative to their 1999 levels. NCAVP wishes to note its continuing alarm at the Hobson's choice facing many of its member agencies, forced by inadequate public and private support to pick and choose among the violence-related needs to which they can respond. In light of the closure of two other NCAVP members in 2000, one in the Central Coast region of California and the other in Missouri, the poverty of many anti-violence programs is emerging as one of the largest obstacles to addressing the incidence of anti-LGTB violence and its effects.

The Center still tracked bias violence data in 2000 and responded to 21 incidents (v. 74 in 1999), which affected 27 victims (v. 57) and were committed by

#### **Connecticut Women's Education and Legal Fund**

135 Broad Street  
Hartford, CT 06105  
Phone: 860-247-6090, x16  
Fax: 860-524-0804  
Website: [www.cwealf.org](http://www.cwealf.org)

#### **The Lesbian & Gay Community Service Center of Greater Cleveland**

6600 Detroit Avenue  
Cleveland, Ohio 44102  
Phone (216) 651-5428  
Fax (216) 651-6439  
Website: [www.lgcsc.org](http://www.lgcsc.org)

33 offenders (v. 86). A fairly disproportionate number of the 2000 incidents (10) relative to the number reported in 1999 (17) were assaults, a not surprising finding considering that in light of its reduced capacity, the agency was more likely to be contacted by the victims of more serious offenses. Cleveland also reported one murder in 2000 (compared with two the year earlier), which, if it had been included in the main analysis of this report, would have increased the national total documented by NCAVP to 17.

In addition, a fairly large proportion of 2000 victims, 13 out of 27, reported sustaining injuries in 2000, which in three cases were serious. Outpatient medical treatment was reported in a comparatively large number of cases (5) as well, but there were no recorded instances of hospitalization. Nearly all of Cleveland's victims in 2000 were white, and all but three were male. Slightly less than half were between the ages of 30 and 44; only one was aged older than 45.

Cleveland offenders in 2000 were predominantly younger white males, too, and about two thirds were strangers to their victims. The remainder were almost evenly split between landlords/tenants/neighbors and coworkers. Serial incidents were described in five cases.

Twelve Cleveland incidents in 2000 were reported to police; none resulted in arrest, and only one was classified as bias-related. There was one reported instance of police verbal abuse (without slurs) and none of physical abuse. By contrast, in 1999, Cleveland reported four instances of police physical abuse with slurs.

## CINCINNATI

*[Editor's Note: The statistical portion of the Cincinnati local supplementary report was prepared by NCAVP.]*

Stonewall Cincinnati's Anti-Violence/Anti-Discrimination Project is an advocacy program for lesbian, gay, transgender and bisexual (LGTB) people who have suffered discrimination on the basis of their sexual orientation or gender status in employment, housing or child custody or have been the object of hate crimes or entrapment. Stonewall's Anti-Violence/Anti-Discrimination Project responds to several requests for support and intervention per week.

Stonewall became a member of the National Coalition of Anti-Violence Programs in August 2000. Incident reports for the year were recorded prior to its membership in NCAVP, and are summarized below.

The accurate documentation of incidents of discrimination, harassment and violence against gay people in the Greater Cincinnati area is vital in countering the claims that evidence of discrimination against LGTB people does not exist. It establishes a record on which to build a case for legal protection against discrimination and for recognition of crimes committed against LGTB people on the basis of their sexual orientation or gender identity as hate crimes.

**Stonewall Cincinnati**  
PO Box 954  
Cincinnati, OH 45201  
Phone (513) 651-2500  
Fax (513) 651-3044  
Website:  
[www.stonewallcincinnati.org](http://www.stonewallcincinnati.org)

The agency's involvement with NCAVP has strengthened its AVAD Project, and provided us with the tools to more thoroughly and accurately document the incidents of violence and discrimination directed at its community.

In 2000, Cincinnati reported 22 total incidents, affecting 22 victims and committed by 33 offenders. Seven of the 22 incidents (32%) were assaults or attempted assaults, three with weapons. Reported weapons included bottles, bats, knives and vehicles. Other reported incidents included 14 characterized by harassment and four by intimidation. The agency also reported one kidnapping.

Six of the 22 reported victims (27%) were injured, three seriously. None were hospitalized, and three received outpatient medical treatment (in the three other cases, treatment was reported needed, but not received). 13 of the victims were male, eight female, and one was transgender. 15 were lesbian or gay, while four described themselves as bisexual or heterosexual. They were fairly well distributed throughout all age groups, with the highest numbers in the 18-22 and 30-44 age categories. All but two of those whose races were identified were white; the remainder were African American.

Of the 33 offenders, 29 were male and two were female (the gender of the two others was reported unknown). A plurality of the offenders whose ages were identified (nine) were under 18 years old; most of the rest were less than 30 years of age. All of those whose races were reported were white, and the largest number (ten) were described as friends or acquaintances of their victims. The next largest number (nine) were characterized as strangers. Eleven of the 22 incidents were committed by groups of two or three offenders, and the remainder by individuals acting alone.

Just four incidents were reported to police; an arrest was made in one of them. Two incidents were classified by police as bias-related. Police were not implicated in any reports of verbal or physical abuse.



## **SUPPLEMENT I**

### **Case Intake/Incident Tracking Form**

The following pages reproduce the Case Intake/Incident Tracking Form employed by NCAVP reporting agencies to record raw incident data.

## **SUPPLEMENT 2**

### **Comprehensive Data**

The following pages reproduce the aggregate raw incident data for 1999 and 2000 reported to NCAVP by the eleven participating member agencies. All data were drawn originally from individual copies of the Case Intake/Incident Tracking form reproduced in Supplement 1.

	Chicago		Colorado		Columbus		Houston		Los Angeles		Massachusetts	
	1999	2000	1999	2000	1999	2000	1999	2000	1999	2000	1999	2000
<b>Victim Information</b>												
<b>Total Number of Victims</b>	<b>67</b>	<b>61</b>	<b>76</b>	<b>88</b>	<b>283</b>	<b>277</b>	<b>43</b>	<b>40</b>	<b>337</b>	<b>339</b>	<b>192</b>	<b>167</b>
<b>Gender Identity</b>												
Female	15	11	17	29	109	113	14	16	106	96	31	26
Male	46	42	47	52	147	139	16	22	212	233	140	112
Transgendered M-F	4	3	3	5	8	6	4	1	15	9	6	9
Transgendered F-M	0	0	0	0	5	2	0	0	1	0	0	3
Organization	2	5	7	2	3	2	9	1	2	0	15	14
Unknown	0	0	2	0	11	15	0	0	1	1	0	3
<b>Total</b>	<b>67</b>	<b>61</b>	<b>76</b>	<b>88</b>	<b>283</b>	<b>277</b>	<b>43</b>	<b>40</b>	<b>337</b>	<b>339</b>	<b>192</b>	<b>167</b>
<b>Sexual Orientation</b>												
Lesbian/Gay	52	47	53	72	251	243	30	34	293	301	153	110
Bisexual	5	7	2	1	13	7	1	2	9	17	2	8
Heterosexual	4	1	2	5	5	9	1	1	21	14	8	14
Questioning/Unsure	0	0	0	0	0	1	0	0	2	3	2	1
Organization	2	5	7	2	3	2	9	1	2	0	15	14
Unknown	4	1	12	8	11	15	2	2	10	4	12	20
<b>Total</b>	<b>67</b>	<b>61</b>	<b>76</b>	<b>88</b>	<b>283</b>	<b>277</b>	<b>43</b>	<b>40</b>	<b>337</b>	<b>339</b>	<b>192</b>	<b>167</b>
<b>Age</b>												
Under 18	2	3	5	8	19	15	4	1	12	18	6	9
18-22	0	6	3	2	43	40	3	3	36	30	17	16
23-29	10	9	10	13	76	69	5	14	41	58	27	13
30-44	19	23	15	18	67	78	20	18	142	146	85	57
45-64	17	4	5	11	44	52	2	1	37	43	22	38
65 and over	1	0	2	3	7	3	0	0	1	2	3	1
Organization	2	5	7	2	3	2	9	1	2	0	15	14
Unknown	16	11	29	31	24	18	0	2	66	42	17	19
<b>Total</b>	<b>67</b>	<b>61</b>	<b>76</b>	<b>88</b>	<b>283</b>	<b>277</b>	<b>43</b>	<b>40</b>	<b>337</b>	<b>339</b>	<b>192</b>	<b>167</b>

	Michigan		Minnesota		New York		Providence		San Francisco		TOTALS		
	1999	2000	1999	2000	1999	2000	1999	2000	1999	2000	1999	2000	%+/-
<b>Victim Information</b>													
<b>Total Number of Victims</b>	<b>112</b>	<b>134</b>	<b>45</b>	<b>123</b>	<b>678</b>	<b>755</b>	<b>29</b>	<b>24</b>	<b>387</b>	<b>467</b>	<b>2249</b>	<b>2475</b>	<b>10%</b>
<b>Gender Identity</b>													
Female	18	21	11	45	145	107	7	5	66	94	539	563	4%
Male	83	103	20	55	444	540	20	16	217	271	1392	1585	14%
Transgendered M-F	6	6	1	9	52	75	1	0	49	71	149	194	30%
Transgendered F-M	1	1	0	2	4	4	0	0	10	6	21	18	-14%
Organization	4	3	1	3	7	13	0	3	7	0	57	46	-19%
Unknown	0	0	12	9	26	16	1	0	38	25	91	69	-24%
<b>Total</b>	<b>112</b>	<b>134</b>	<b>45</b>	<b>123</b>	<b>678</b>	<b>755</b>	<b>29</b>	<b>24</b>	<b>387</b>	<b>467</b>	<b>2249</b>	<b>2475</b>	<b>10%</b>
<b>Sexual Orientation</b>													
Lesbian/Gay	93	122	20	92	480	579	22	21	250	296	1697	1917	13%
Bisexual	8	3	1	1	21	13	1	0	9	11	72	70	-3%
Heterosexual	3	4	2	4	41	59	4	0	17	38	108	149	38%
Questioning/Unsure	4	2	0	3	7	8	0	0	0	4	15	22	47%
Organization	4	3	1	3	7	13	0	3	7	0	57	46	-19%
Unknown	0	0	21	20	122	83	2	0	104	118	300	271	-10%
<b>Total</b>	<b>112</b>	<b>134</b>	<b>45</b>	<b>123</b>	<b>678</b>	<b>755</b>	<b>29</b>	<b>24</b>	<b>387</b>	<b>467</b>	<b>2249</b>	<b>2475</b>	<b>10%</b>
<b>Age</b>													
Under 18	3	3	3	10	22	12	0	0	15	16	91	95	4%
18-22	11	21	7	4	39	56	4	4	16	15	179	197	10%
23-29	38	41	3	9	92	120	2	0	38	49	342	395	15%
30-44	38	43	4	35	282	344	18	12	118	145	808	919	14%
45-64	1	11	3	11	101	113	2	5	46	68	280	357	28%
65 and over	2	1	0	0	13	6	0	0	2	1	31	17	-45%
Organization	4	3	1	3	7	13	0	3	7	0	57	46	-19%
Unknown	15	11	24	51	122	91	3	0	145	173	461	449	-3%
<b>Total</b>	<b>112</b>	<b>134</b>	<b>45</b>	<b>123</b>	<b>678</b>	<b>755</b>	<b>29</b>	<b>24</b>	<b>387</b>	<b>467</b>	<b>2249</b>	<b>2475</b>	<b>10%</b>

	Chicago		Colorado		Columbus		Houston		Los Angeles		Massachusetts	
	1999	2000	1999	2000	1999	2000	1999	2000	1999	2000	1999	2000
<b>Victim Information</b>												
<b>Race/Ethnicity</b>												
African-American	8	9	2	3	65	73	8	8	39	34	7	11
Arab/Middle Eastern	0	0	0	0	1	4	0	0	1	1	5	1
Asian/Pacific Islander	0	0	4	0	2	3	0	0	11	9	1	2
Latina/o	2	5	1	6	4	1	6	5	77	82	5	6
Multiracial	0	0	2	3	21	16	0	0	15	14	3	3
Native American	0	2	4	2	0	0	1	1	3	3	0	0
White	38	40	37	47	8	143	19	23	165	185	118	112
Jewish	0	0	0	2	3	7	0	0	6	2	2	0
Other	0	0	0	1	0	0	0	0	4	5	3	0
Organization	2	5	7	2	3	2	9	1	2	0	15	14
Unknown	17	0	19	22	176	28	0	2	14	4	33	18
<b>Total</b>	<b>67</b>	<b>61</b>	<b>76</b>	<b>88</b>	<b>283</b>	<b>277</b>	<b>43</b>	<b>40</b>	<b>337</b>	<b>339</b>	<b>192</b>	<b>167</b>
<b>Extent of Injuries</b>												
No injuries	32	46	52	52	192	180	18	13	131	289	132	126
Minor Injuries	12	8	8	13	52	60	12	10	14	25	31	18
Serious Injuries	19	5	8	9	29	23	8	6	145	17	14	20
<b>Subtotal</b>	<b>31</b>	<b>13</b>	<b>16</b>	<b>22</b>	<b>81</b>	<b>83</b>	<b>20</b>	<b>16</b>	<b>159</b>	<b>42</b>	<b>45</b>	<b>38</b>
Death	0	1	2	3	0	1	5	1	0	0	0	0
Unknown	4	1	6	11	10	13	0	10	47	8	15	3
<b>Total</b>	<b>67</b>	<b>61</b>	<b>76</b>	<b>88</b>	<b>283</b>	<b>277</b>	<b>43</b>	<b>40</b>	<b>337</b>	<b>339</b>	<b>192</b>	<b>167</b>
<b>Medical Attention</b>												
None required	5	2	6	4	14	20	5	6	12	13	3	4
Needed but not received	2	4	1	0	10	8	5	0	4	3	13	7
Out-Patient(Clinic,MD, ER)	13	6	2	13	41	33	2	1	17	24	4	22
Hospitalization/In-Patient	5	1	3	3	6	9	8	7	3	2	5	2
Unknown	6	0	4	2	10	13	0	2	123	0	20	3
<b>Total</b>	<b>31</b>	<b>13</b>	<b>16</b>	<b>22</b>	<b>81</b>	<b>83</b>	<b>20</b>	<b>16</b>	<b>159</b>	<b>42</b>	<b>45</b>	<b>38</b>

	Michigan		Minnesota		New York		Providence		San Francisco		TOTALS		
	1999	2000	1999	2000	1999	2000	1999	2000	1999	2000	1999	2000	%+/-
<b>Victim Information</b>													
<b>Race/Ethnicity</b>													
African-American	13	23	4	3	92	116	1	0	27	29	266	309	16%
Arab/Middle Eastern	2	1	0	0	3	2	0	0	1	2	13	11	-15%
Asian/Pacific Islander	0	1	0	0	4	13	0	1	18	24	40	53	33%
Latina/o	2	2	0	6	134	166	0	1	30	48	261	328	26%
Multiracial	0	0	0	3	15	15	0	1	6	9	62	64	3%
Native American	0	1	0	1	1	3	0	0	0	4	9	17	89%
White	72	80	15	46	274	316	11	15	165	171	922	1178	28%
Jewish	4	4	0	0	18	14	9	3	1	5	43	37	-14%
Other	0	0	2	0	20	8	4	0	2	7	35	21	-40%
Organization	4	3	1	3	7	13	0	3	7	0	57	46	-19%
Unknown	15	19	23	61	110	89	4	0	130	168	541	411	-24%
<b>Total</b>	<b>112</b>	<b>134</b>	<b>45</b>	<b>123</b>	<b>678</b>	<b>755</b>	<b>29</b>	<b>24</b>	<b>387</b>	<b>467</b>	<b>2249</b>	<b>2475</b>	<b>10%</b>
<b>Extent of Injuries</b>													
No injuries	53	58	26	101	461	524	14	20	137	187	1248	1596	28%
Minor Injuries	48	53	5	10	132	135	9	1	50	112	373	445	19%
Serious Injuries	0	8	0	7	47	53	5	3	88	64	363	215	-41%
<b>Subtotal</b>	<b>48</b>	<b>61</b>	<b>5</b>	<b>17</b>	<b>179</b>	<b>188</b>	<b>14</b>	<b>4</b>	<b>138</b>	<b>176</b>	<b>736</b>	<b>660</b>	<b>-10%</b>
Death	8	3	0	0	7	4	0	0	6	3	28	16	-43%
Unknown	3	12	14	5	31	39	1	0	106	101	237	203	-14%
<b>Total</b>	<b>112</b>	<b>134</b>	<b>45</b>	<b>123</b>	<b>678</b>	<b>755</b>	<b>29</b>	<b>24</b>	<b>387</b>	<b>467</b>	<b>2249</b>	<b>2475</b>	<b>10%</b>
<b>Medical Attention</b>													
None required	10	8	0	1	61	82	0	1	6	34	122	175	43%
Needed but not received	1	8	1	4	43	45	0	0	4	12	84	91	8%
Out-Patient(Clinic,MD, ER)	26	29	4	3	50	50	8	3	9	30	176	214	22%
Hospitalization/In-Patient	11	10	0	2	20	11	2	0	5	6	68	53	-22%
Unknown	0	6	0	7	5	0	4	0	114	94	286	127	-56%
<b>Total</b>	<b>48</b>	<b>61</b>	<b>5</b>	<b>17</b>	<b>179</b>	<b>188</b>	<b>14</b>	<b>4</b>	<b>138</b>	<b>176</b>	<b>736</b>	<b>660</b>	<b>-10%</b>

	Chicago		Colorado		Columbus		Houston		Los Angeles		Massachusetts	
	1999	2000	1999	2000	1999	2000	1999	2000	1999	2000	1999	2000
<b>Incident Information</b>												
<b>Total Number of incidents</b>	<b>58</b>	<b>61</b>	<b>76</b>	<b>126</b>	<b>214</b>	<b>205</b>	<b>45</b>	<b>39</b>	<b>306</b>	<b>314</b>	<b>174</b>	<b>151</b>
<b>Crimes and Offenses</b>												
<b>Assault without a weapon</b>	25	12	9	18	38	42	19	15	41	34	31	3
<b>Assault with a weapon</b>	7	7	4	21	29	23	4	5	24	15	19	21
<b>Attempted assault with a weapon</b>	1	1	2	0	13	16	10	7	7	2	3	6
<b>Subtotal (assault)</b>	<b>33</b>	<b>20</b>	<b>15</b>	<b>39</b>	<b>80</b>	<b>81</b>	<b>33</b>	<b>27</b>	<b>72</b>	<b>51</b>	<b>53</b>	<b>30</b>
<b>Intimidation</b>	10	31	22	18	8	31	21	18	86	55	54	68
<b>Harassment</b>	24	28	36	36	43	50	9	8	265	266	126	100
<b>Mail/Literature harassment</b>	6	9	5	13	3	1	1	0	3	4	4	14
<b>Telephone harassment</b>	2	2	3	3	21	19	3	2	4	13	2	6
<b>Subtotal (harassment)</b>	<b>32</b>	<b>39</b>	<b>44</b>	<b>52</b>	<b>67</b>	<b>70</b>	<b>13</b>	<b>10</b>	<b>272</b>	<b>283</b>	<b>132</b>	<b>120</b>
<b>Murder</b>	0	1	2	3	0	1	5	1	0	0	0	0
<b>Sexual Assault/Rape</b>	2	0	3	1	26	22	3	2	2	2	3	1
<b>Abduction/Kidnapping</b>	2	0	0	0	2	1	0	0	1	2	1	0
<b>Extortion/Blackmail</b>	1	0	0	0	1	0	0	0	0	0	0	0
<b>Bomb Threat/Bombing</b>	0	0	0	0	0	0	3	0	2	1	1	0
<b>Illegal Eviction</b>	0	0	0	0	0	0	0	0	1	1	0	2
<b>Police Entrapment</b>	1	0	0	0	3	0	1	1	1	0	0	1
<b>Unjustified Arrest</b>	2	6	0	1	1	1	0	0	3	4	2	3
<b>Police raid</b>	0	3	1	0	0	0	2	0	0	0	0	0
<b>Discrimination</b>	3	12	0	4	0	0	7	6	15	34	3	1
<b>Arson</b>	1	0	0	0	8	3	0	0	1	0	1	2
<b>Vandalism</b>	2	2	7	7	49	53	2	1	16	8	16	9
<b>Robbery</b>	0	1	0	1	33	42	0	0	4	1	0	3
<b>Larceny/Burglary/Theft</b>	3	0	0	1	2	2	0	0	1	0	0	0
<b>Total</b>	<b>92</b>	<b>115</b>	<b>94</b>	<b>127</b>	<b>280</b>	<b>307</b>	<b>90</b>	<b>66</b>	<b>477</b>	<b>442</b>	<b>266</b>	<b>240</b>
<b>AIDS/HIV-Related Bias</b>												
<b>AIDS/HIV &amp; Heterosexist Bias</b>	2	1	1	3	9	7	1	1	N/A	N/A	2	25
<b>AIDS/HIV Related Bias only</b>	1	1	1	3	0	0	0	0	N/A	N/A	0	6
<b>Total</b>	<b>3</b>	<b>2</b>	<b>2</b>	<b>6</b>	<b>9</b>	<b>7</b>	<b>1</b>	<b>1</b>	<b>0</b>	<b>0</b>	<b>2</b>	<b>31</b>
<b>Transgender-Related Bias</b>												
<b>Transgender &amp; Heterosexist-Related Bias</b>	2	3	3	4	6	5	4	1	8	11	0	6
<b>Transgender Related Bias Only</b>	2	0	2	1	0	1	0	0	19	12	2	6
<b>Total</b>	<b>4</b>	<b>3</b>	<b>5</b>	<b>5</b>	<b>6</b>	<b>6</b>	<b>4</b>	<b>1</b>	<b>27</b>	<b>23</b>	<b>2</b>	<b>12</b>

	Michigan		Minnesota		New York		Providence		San Francisco		TOTALS		
	1999	2000	1999	2000	1999	2000	1999	2000	1999	2000	1999	2000	%+/-
<b>Incident Information</b>													
<i>Total Number of incidents</i>	<b>96</b>	<b>121</b>	<b>38</b>	<b>94</b>	<b>580</b>	<b>611</b>	<b>18</b>	<b>14</b>	<b>387</b>	<b>415</b>	<b>1992</b>	<b>2151</b>	<b>8%</b>
<b>Crimes and Offenses</b>													
Assault without a weapon	18	22	4	12	163	162	8	3	88	138	444	461	4%
Assault with a weapon	21	29	0	0	64	72	4	0	22	26	198	219	11%
Attempted assault with a weapon	8	11	1	1	27	45	0	1	11	16	83	106	28%
<b>Subtotal (assault)</b>	<b>47</b>	<b>62</b>	<b>5</b>	<b>13</b>	<b>254</b>	<b>279</b>	<b>12</b>	<b>4</b>	<b>121</b>	<b>180</b>	<b>725</b>	<b>786</b>	<b>8%</b>
Intimidation	17	21	4	31	347	409	2	3	245	266	816	951	17%
Harassment	10	17	13	55	369	455	21	10	260	312	1176	1337	14%
Mail/Literature harassment	2	1	3	10	35	39	1	1	11	23	74	115	55%
Telephone harassment	1	1	2	4	33	44	1	1	15	5	87	100	15%
<b>Subtotal (harassment)</b>	<b>13</b>	<b>19</b>	<b>18</b>	<b>69</b>	<b>437</b>	<b>538</b>	<b>23</b>	<b>12</b>	<b>286</b>	<b>340</b>	<b>1337</b>	<b>1552</b>	<b>16%</b>
Murder	8	3	0	0	7	4	0	0	6	3	28	16	-43%
Sexual Assault/Rape	1	2	1	3	40	19	0	0	6	28	87	80	-8%
Abduction/Kidnapping	0	0	0	0	6	4	0	0	2	0	14	7	-50%
Extortion/Blackmail	0	0	0	0	6	1	0	0	0	1	8	2	-75%
Bomb Threat/Bombing	1	0	0	0	1	1	0	0	0	1	8	3	-63%
Illegal Eviction	1	0	0	2	7	0	1	0	0	3	10	8	-20%
Police Entrapment	31	39	0	3	10	12	0	1	7	6	54	63	17%
Unjustified Arrest	33	42	1	4	8	19	7	1	5	6	62	87	40%
Police raid	1	2	0	0	5	2	0	0	1	0	10	7	-30%
Discrimination	0	0	3	29	37	48	1	0	75	148	144	282	96%
Arson	0	0	0	1	0	0	0	0	0	1	11	7	-36%
Vandalism	11	9	6	3	18	14	1	1	13	13	141	120	-15%
Robbery	9	6	1	0	30	34	0	0	6	7	83	95	14%
Larceny/Burglary/Theft	6	0	0	1	13	16	0	1	0	0	25	21	-16%
<b>Total</b>	<b>179</b>	<b>205</b>	<b>39</b>	<b>159</b>	<b>1226</b>	<b>1400</b>	<b>47</b>	<b>23</b>	<b>773</b>	<b>1003</b>	<b>3563</b>	<b>4087</b>	<b>15%</b>
<b>AIDS/HIV-Related Bias</b>													
AIDS/HIV & Heterosexist Bias	8	6	2	3	22	32	2	0	7	9	56	87	55%
AIDS/HIV Related Bias only	3	6	4	5	31	39	0	0	1	9	41	69	68%
<b>Total</b>	<b>11</b>	<b>12</b>	<b>6</b>	<b>8</b>	<b>53</b>	<b>71</b>	<b>2</b>	<b>0</b>	<b>8</b>	<b>18</b>	<b>97</b>	<b>156</b>	<b>61%</b>
<b>Transgender-Related Bias</b>													
Transgender & Heterosexist-Related Bias	7	3	1	1	20	37	0	0	46	32	97	103	6%
Transgender Related Bias Only	6	3	0	9	22	21	0	0	10	38	63	91	44%
<b>Total</b>	<b>13</b>	<b>6</b>	<b>1</b>	<b>10</b>	<b>42</b>	<b>58</b>	<b>0</b>	<b>0</b>	<b>56</b>	<b>70</b>	<b>160</b>	<b>194</b>	<b>21%</b>



	Chicago		Colorado		Columbus		Houston		Los Angeles		Massachusetts	
	1999	2000	1999	2000	1999	2000	1999	2000	1999	2000	1999	2000
<b>Incident Information</b>												
<b>Number of incidents involving weapons</b>												
<b>Bats, clubs, blunt objects</b>	2	5	1	1	9	5	6	5	1	1	7	5
<b>Bottles, bricks, rocks</b>	0	0	1	1	2	6	3	2	2	2	3	6
<b>Firearms</b>	1	1	1	2	9	7	2	1	4	0	0	1
<b>Knives &amp; sharp objects</b>	4	2	1	0	13	14	4	3	7	0	4	11
<b>Rope, restraints</b>	0	0	0	2	1	0	0	1	0	0	0	0
<b>Vehicle</b>	0	0	2	15	8	7	0	1	1	1	0	0
<b>Other</b>	0	0	0	0	8	0	0	0	10	8	9	2
<b>Total</b>	<b>7</b>	<b>8</b>	<b>6</b>	<b>21</b>	<b>50</b>	<b>39</b>	<b>15</b>	<b>13</b>	<b>25</b>	<b>12</b>	<b>23</b>	<b>25</b>
<b>Serial Incidents</b>												
<b>1 previous incident</b>	1	1	9	0	4	2	5	4	8	7	7	10
<b>2-5 previous incidents</b>	9	12	5	7	6	5	2	1	33	41	22	62
<b>6-10 previous incidents</b>	1	2	2	3	3	4	0	0	14	14	6	4
<b>10 or more previous incidents</b>	8	0	3	8	0	0	0	0	31	23	10	11
<b>Total</b>	<b>19</b>	<b>15</b>	<b>19</b>	<b>18</b>	<b>13</b>	<b>11</b>	<b>7</b>	<b>5</b>	<b>86</b>	<b>85</b>	<b>45</b>	<b>45</b>
<b>Hate Groups</b>												
<b>Incidents committed by hate groups</b>	0	0	2	1	1	0	4	1	0	1	2	1
<b>Site</b>												
<b>Police precinct/Jail</b>	6	0	1	2	0	0	2	1	4	7	2	1
<b>Private Residence</b>	21	16	15	36	57	56	3	2	68	68	37	31
<b>Public Transportation</b>	1	3	3	3	0	2	0	2	7	4	5	3
<b>Street/Public Area</b>	11	15	19	15	29	34	20	16	107	89	65	48
<b>Workplace</b>	6	10	10	7	5	4	2	1	37	50	10	15
<b>Public Accommodation</b>	3	4	2	10	0	0	0	0	21	31	22	12
<b>Cruising Area</b>	0	0	1	0	34	23	1	2	2	0	7	6
<b>School/College</b>	0	0	6	5	28	20	5	8	19	14	13	14
<b>GLBTH Institution</b>	2	4	1	5	3	2	3	1	6	2	3	8
<b>In/around GLBTH bar, etc.</b>	5	0	1	4	58	64	4	4	8	15	3	0
<b>GLBTH event/parade/rally</b>	0	0	1	0	0	0	2	0	3	0	0	1
<b>Other</b>	2	6	0	1	0	0	0	0	17	23	7	3
<b>Unknown</b>	1	3	16	38	0	0	3	2	7	11	0	9
<b>Total</b>	<b>58</b>	<b>61</b>	<b>76</b>	<b>126</b>	<b>214</b>	<b>205</b>	<b>45</b>	<b>39</b>	<b>306</b>	<b>314</b>	<b>174</b>	<b>151</b>

	Michigan		Minnesota		New York		Providence		San Francisco		TOTALS		Inc/Dec
	1999	2000	1999	2000	1999	2000	1999	2000	1999	2000	1999	2000	%+/-
<b>Incident Information</b>													
<i>Number of incidents involving weapons</i>													
<b>Bats, clubs, blunt objects</b>	15	19	0	0	19	22	0	0	5	4	65	67	3%
<b>Bottles, bricks, rocks</b>	4	11	0	0	17	30	2	1	6	2	40	61	53%
<b>Firearms</b>	11	7	0	0	10	5	0	0	3	1	41	25	-39%
<b>Knives &amp; sharp objects</b>	4	11	0	0	20	33	1	0	5	4	63	78	24%
<b>Rope, restraints</b>	0	0	0	0	0	0	0	0	0	0	1	3	200%
<b>Vehicle</b>	2	2	0	0	0	3	0	0	0	1	13	30	131%
<b>Other</b>	0	0	1	2	33	17	11	0	4	15	76	44	-42%
<b>Total</b>	<b>36</b>	<b>50</b>	<b>1</b>	<b>2</b>	<b>99</b>	<b>110</b>	<b>14</b>	<b>1</b>	<b>23</b>	<b>27</b>	<b>299</b>	<b>308</b>	<b>3%</b>
<i>Serial Incidents</i>													
<b>1 previous incident</b>	2	4	0	2	12	5	1	0	3	178	52	213	310%
<b>2-5 previous incidents</b>	3	2	4	24	54	12	1	0	29	39	168	205	22%
<b>6-10 previous incidents</b>	0	0	1	6	92	7	0	0	6	24	125	64	-49%
<b>10 or more previous incidents</b>	0	0	1	6	49	9	1	0	18	48	121	105	-13%
<b>Total</b>	<b>5</b>	<b>6</b>	<b>45</b>	<b>45</b>	<b>207</b>	<b>33</b>	<b>3</b>	<b>0</b>	<b>56</b>	<b>289</b>	<b>505</b>	<b>552</b>	<b>9%</b>
<b>Hate Groups</b>													
<b>Incidents committed by hate groups</b>	1	1	2	7	5	7	1	1	1	1	19	21	11%
<i>Site</i>													
<b>Police precinct/Jail</b>	2	3	0	2	7	8	0	0	5	8	29	32	10%
<b>Private Residence</b>	22	24	7	23	230	222	5	2	89	103	554	583	5%
<b>Public Transportation</b>	0	1	2	0	22	37	0	0	5	11	45	66	47%
<b>Street/Public Area</b>	8	13	7	6	141	142	4	2	113	141	524	521	-1%
<b>Workplace</b>	6	9	2	25	57	66	1	0	19	17	155	204	32%
<b>Public Accommodation</b>	2	2	2	18	35	53	0	4	23	26	110	160	45%
<b>Cruising Area</b>	17	21	0	3	13	15	3	1	1	4	79	75	-5%
<b>School/College</b>	10	11	5	9	5	7	1	0	12	8	104	96	-8%
<b>GLBTH Institution</b>	2	2	2	1	8	7	0	1	7	11	37	44	19%
<b>In/around GLBTH bar, etc.</b>	12	13	0	1	19	18	2	1	5	11	117	131	12%
<b>GLBTH event/parade/rally</b>	2	0	0	0	5	1	0	0	1	0	14	2	-86%
<b>Other</b>	0	0	3	4	25	25	2	0	11	24	67	86	28%
<b>Unknown</b>	13	22	8	2	13	10	0	3	96	51	157	151	-4%
<b>Total</b>	<b>96</b>	<b>121</b>	<b>38</b>	<b>94</b>	<b>580</b>	<b>611</b>	<b>18</b>	<b>14</b>	<b>387</b>	<b>415</b>	<b>1992</b>	<b>2151</b>	<b>8%</b>

	Chicago		Colorado		Columbus		Houston		Los Angeles		Massachusetts	
	1999	2000	1999	2000	1999	2000	1999	2000	1999	2000	1999	2000
<b>Offender Information</b>												
<b>Number of Offenders</b>	<b>89</b>	<b>62</b>	<b>101</b>	<b>107</b>	<b>260</b>	<b>241</b>	<b>40</b>	<b>44</b>	<b>533</b>	<b>562</b>	<b>302</b>	<b>323</b>
<b>Gender</b>												
Female	18	2	4	3	28	25	3	3	68	81	24	81
Male	54	42	74	90	189	173	31	39	433	459	179	142
Transgender M-F	1	0	0	0	0	0	0	0	0	1	5	0
Transgender F-M	0	0	0	0	0	0	0	0	0	0	1	1
Unknown	16	18	23	14	43	43	6	2	32	21	93	99
<b>Total</b>	<b>89</b>	<b>62</b>	<b>101</b>	<b>107</b>	<b>260</b>	<b>241</b>	<b>40</b>	<b>44</b>	<b>533</b>	<b>562</b>	<b>302</b>	<b>323</b>
<b>Age</b>												
Under 18	0	4	6	5	33	41	1	7	55	52	33	24
18-22	14	9	3	0	82	68	20	12	111	134	39	118
23-29	10	2	4	15	41	36	6	12	117	152	15	13
30-44	21	7	2	2	26	22	3	2	99	115	28	20
45-64	4	1	2	1	4	5	0	0	46	53	15	3
65 and over	0	1	1	0	0	0	0	0	10	3	5	0
Unknown	40	38	83	84	74	69	10	11	95	53	167	145
<b>Total</b>	<b>89</b>	<b>62</b>	<b>101</b>	<b>107</b>	<b>260</b>	<b>241</b>	<b>40</b>	<b>44</b>	<b>533</b>	<b>562</b>	<b>302</b>	<b>323</b>
<b>Race/Ethnicity</b>												
African-American	12	8	3	2	40	35	6	8	92	43	33	29
Arab/Middle Eastern	0	0	2	0	2	1	0	0	6	20	1	0
Asian/Pacific Islander	0	0	0	0	0	0	0	1	9	21	0	1
Latina/o	11	4	2	10	0	2	8	5	156	176	14	15
Multiracial	0	0	0	0	14	20	0	0	17	6	0	0
Native American	0	0	0	1	0	0	0	0	3	0	0	0
White	29	21	27	30	122	94	16	28	233	274	77	68
Jewish	0	0	0	0	0	0	0	0	12	16	0	0
Other	0	0	0	0	0	0	0	0	4	5	1	1
Unknown	37	29	67	64	82	89	10	2	1	1	176	209
<b>Total</b>	<b>89</b>	<b>62</b>	<b>101</b>	<b>107</b>	<b>260</b>	<b>241</b>	<b>40</b>	<b>44</b>	<b>533</b>	<b>562</b>	<b>302</b>	<b>323</b>

	Michigan		Minnesota		New York		Providence		San Francisco		TOTALS		
	1999	2000	1999	2000	1999	2000	1999	2000	1999	2000	1999	2000	%+/-
<b>Offender Information</b>													
	<b>87</b>	<b>115</b>	<b>57</b>	<b>153</b>	<b>1304</b>	<b>1142</b>	<b>60</b>	<b>37</b>	<b>429</b>	<b>558</b>	<b>3262</b>	<b>3344</b>	<b>3%</b>
<b>Female</b>	6	4	2	15	160	130	2	6	46	80	361	430	19%
<b>Male</b>	76	104	31	99	1071	911	56	31	343	423	2537	2513	-1%
<b>Transgender M-F</b>	0	0	1	0	4	3	0	0	0	2	11	6	-45%
<b>Transgender F-M</b>	0	0	0	0	0	3	0	0	0	0	1	4	300%
<b>Unknown</b>	5	7	23	39	69	95	2	0	40	53	352	391	11%
<b>Total</b>	<b>87</b>	<b>115</b>	<b>57</b>	<b>153</b>	<b>1304</b>	<b>1142</b>	<b>60</b>	<b>37</b>	<b>429</b>	<b>558</b>	<b>3262</b>	<b>3344</b>	<b>3%</b>
<b>Age</b>													
<b>Under 18</b>	3	4	1	23	106	144	0	12	60	76	298	392	32%
<b>18-22</b>	18	21	13	9	152	159	14	14	58	62	524	606	16%
<b>23-29</b>	26	41	3	7	176	156	21	2	56	63	475	499	5%
<b>30-44</b>	19	21	1	9	261	303	6	0	6	76	472	577	22%
<b>45-64</b>	3	4	4	0	59	141	11	0	12	16	160	224	40%
<b>65 and over</b>	0	0	0	0	8	9	0	0	3	3	27	16	-41%
<b>Unknown</b>	18	24	35	105	542	230	8	9	234	262	1306	1030	-21%
<b>Total</b>	<b>87</b>	<b>115</b>	<b>57</b>	<b>153</b>	<b>1304</b>	<b>1142</b>	<b>60</b>	<b>37</b>	<b>429</b>	<b>558</b>	<b>3262</b>	<b>3344</b>	<b>3%</b>
<b>Race/Ethnicity</b>													
<b>African-American</b>	11	11	7	23	215	289	0	1	82	56	501	505	1%
<b>Arab/Middle Eastern</b>	1	3	0	0	11	12	0	1	0	3	23	40	74%
<b>Asian/Pacific Islander</b>	0	0	0	2	6	16	0	0	21	9	36	50	39%
<b>Latina/o</b>	1	0	2	0	269	272	0	0	48	94	511	578	13%
<b>Multiracial</b>	0	0	1	4	13	7	0	0	0	0	45	37	-18%
<b>Native American</b>	0	0	1	1	1	0	0	0	0	1	5	3	-40%
<b>White</b>	63	84	17	26	240	252	45	28	91	93	960	998	4%
<b>Jewish</b>	0	0	0	0	6	14	0	0	0	0	18	30	67%
<b>Other</b>	0	0	0	1	26	25	0	0	1	1	32	33	3%
<b>Unknown</b>	11	17	29	96	517	255	15	7	186	301	1131	1070	-5%
<b>Total</b>	<b>87</b>	<b>115</b>	<b>57</b>	<b>153</b>	<b>1304</b>	<b>1142</b>	<b>60</b>	<b>37</b>	<b>429</b>	<b>558</b>	<b>3262</b>	<b>3344</b>	<b>3%</b>

	Chicago		Colorado		Columbus		Houston		Los Angeles		Massachusetts	
	1999	2000	1999	2000	1999	2000	1999	2000	1999	2000	1999	2000
<b>Offender Information</b>												
<i>Relationship of offenders to victims</i>												
Acquaintance/Friend	3	5	2	1	3	1	1	6	3	0	16	35
Employer/co-worker	8	3	2	1	6	7	2	4	55	69	22	21
Ex-lover	0	0	1	0	0	0	0	0	6	5	2	2
Landlord/tenant/neighbor	15	11	12	25	46	51	1	1	53	63	50	34
Law enforcement officer	9	8	9	12	3	1	4	1	19	10	22	14
Lover/partner	2	0	1	1	0	0	0	1	3	1	0	0
Pick-up	1	0	0	2	8	18	0	1	3	1	3	2
Relative/Family	6	1	0	3	5	3	0	0	5	3	5	4
Roommate	0	0	0	0	3	1	2	1	11	3	1	1
Security Force/Bouncer	1	3	0	0	0	0	0	1	3	15	3	0
Service provider	0	0	4	5	0	1	0	0	46	50	5	1
Stranger	29	16	50	42	120	107	22	26	230	275	111	102
Other	1	0	2	6	0	0	0	0	67	48	10	13
Unknown	14	15	18	9	66	51	8	2	29	19	52	94
<b>Total</b>	<b>89</b>	<b>62</b>	<b>101</b>	<b>107</b>	<b>260</b>	<b>241</b>	<b>40</b>	<b>44</b>	<b>533</b>	<b>562</b>	<b>302</b>	<b>323</b>
<i>Number of offenders involved in incident</i>												
One	27	61	32	47	136	113	10	9	186	184	78	84
Two-three	13	1	12	17	33	43	25	21	77	85	44	35
Four-nine	3	0	3	6	2	1	5	7	40	41	23	18
Ten and over	0	0	0	2	0	0	0	0	0	3	5	5
Unknown	15	0	29	16	43	48	5	2	3	1	24	9
<b>Total</b>	<b>58</b>	<b>62</b>	<b>76</b>	<b>88</b>	<b>214</b>	<b>205</b>	<b>45</b>	<b>39</b>	<b>306</b>	<b>314</b>	<b>174</b>	<b>151</b>

	Michigan		Minnesota		New York		Providence		San Francisco		TOTALS		
	1999	2000	1999	2000	1999	2000	1999	2000	1999	2000	1999	2000	%+/-
<b>Offender Information</b>													
<i>Relationship of offenders to victims</i>													
Acquaintance/Friend	6	9	0	8	52	33	2	0	3	24	91	122	34%
Employer/co-worker	3	6	0	27	81	57	0	0	9	17	188	212	13%
Ex-lover	0	2	0	0	23	36	0	0	0	1	32	46	44%
Landlord/tenant/neighbor	1	3	4	22	146	122	1	0	33	95	362	427	18%
Law enforcement officer	11	13	5	13	79	78	12	2	63	65	236	217	-8%
Lover/partner	0	1	0	0	38	24	0	0	2	0	46	28	-39%
Pick-up	9	8	0	0	48	50	11	0	1	3	84	85	1%
Relative/Family	8	12	2	1	10	30	0	0	7	3	48	60	25%
Roommate	4	7	0	0	11	13	1	0	0	8	33	34	3%
Security Force/Bouncer	0	3	0	4	9	15	0	0	2	6	18	47	161%
Service provider	0	1	1	2	45	79	0	0	18	18	119	157	32%
Stranger	42	33	27	45	653	503	19	34	148	223	1451	1406	-3%
Other	0	0	1	17	0	39	12	0	0	23	93	146	57%
Unknown	3	17	17	14	109	63	2	1	143	72	461	357	-23%
<b>Total</b>	<b>87</b>	<b>115</b>	<b>57</b>	<b>153</b>	<b>1304</b>	<b>1142</b>	<b>60</b>	<b>37</b>	<b>429</b>	<b>558</b>	<b>3262</b>	<b>3344</b>	<b>3%</b>
<i>Number of offenders involved in incident</i>													
One	91	97	18	68	402	395	9	3	399	178	989	1061	7%
Two-three	4	12	13	17	118	133	3	5	0	39	342	369	8%
Four-nine	0	5	2	7	42	52	1	3	0	24	121	140	16%
Ten and over	0	0	1	1	13	10	2	1	11	48	21	22	5%
Unknown	1	0	4	0	5	31	3	2	19	126	132	109	-17%
<b>Total</b>	<b>96</b>	<b>114</b>	<b>38</b>	<b>93</b>	<b>580</b>	<b>621</b>	<b>18</b>	<b>14</b>	<b>429</b>	<b>415</b>	<b>1605</b>	<b>1701</b>	<b>6%</b>

	Chicago		Colorado		Columbus		Houston		Los Angeles		Massachusetts	
	1999	2000	1999	2000	1999	2000	1999	2000	1999	2000	1999	2000
<b>Police Response</b>												
<b>Incident reporting</b>												
<i>Reported to police</i>												
<b>Complaint taken/no arrest</b>	6	23	8	30	26	29	16	12	62	38	80	72
<b>Complaint taken/arrest</b>	1	5	5	3	6	3	2	3	16	16	12	6
<b>Complaint refused</b>	0	6	2	2	14	9	12	10	2	7	6	1
<b>Unkown Status</b>	16	0	19	0	0	0	1	0	0	0	0	0
<b>Subtotal</b>	<b>23</b>	<b>34</b>	<b>34</b>	<b>35</b>	<b>46</b>	<b>41</b>	<b>31</b>	<b>25</b>	<b>80</b>	<b>61</b>	<b>98</b>	<b>79</b>
<b>Not reported to police</b>	23	2	22	0	8	0	14	10	192	4	60	52
<b>Will report</b>	3	0	1	1	0	1	0	2	3	6	6	3
<b>Victim/client arrested</b>	8	0	6	0	1	17	0	0	3	42	3	5
<b>Unknown</b>	1	25	13	90	159	146	0	2	28	201	7	12
<b>Total</b>	<b>58</b>	<b>61</b>	<b>76</b>	<b>126</b>	<b>214</b>	<b>205</b>	<b>45</b>	<b>39</b>	<b>306</b>	<b>314</b>	<b>174</b>	<b>151</b>
<b>Bias Classification</b>												
<b>Not reported by victim as bias</b>	7	1	N/A	N/A	18	11	4	3	17	12	0	2
<b>Reported and classified as bias</b>	1	8	N/A	N/A	0	0	2	1	29	12	48	41
<b>Reported/classification refused</b>	4	15	N/A	N/A	0	0	20	17	8	4	12	6
<b>Attempting classification</b>	3	4	N/A	N/A	16	12	3	2	0	4	16	16
<b>No bias classification available</b>	3	6	34	35	8	6	0	0	1	1	0	5
<b>Unknown</b>	5	0	0	0	4	12	2	2	25	28	22	9
<b>Total</b>	<b>23</b>	<b>34</b>	<b>34</b>	<b>35</b>	<b>46</b>	<b>41</b>	<b>31</b>	<b>25</b>	<b>80</b>	<b>61</b>	<b>98</b>	<b>79</b>
<b>Police involved</b>												
<b>City/municipal</b>	21	29	N/A	N/A	27	22	22	20	53	42	85	70
<b>County police</b>	0	0	N/A	N/A	8	7	2	2	17	9	1	0
<b>State police</b>	0	0	N/A	N/A	0	0	1	1	0	0	5	2
<b>Federal police</b>	0	0	N/A	N/A	0	0	2	0	1	1	0	0
<b>Other</b>	2	5	N/A	N/A	11	12	4	2	9	9	7	7
<b>Ukn</b>	0	0	34	35	0	0	0	0	0	0	0	0
<b>Total</b>	<b>23</b>	<b>34</b>	<b>34</b>	<b>35</b>	<b>46</b>	<b>41</b>	<b>31</b>	<b>25</b>	<b>80</b>	<b>61</b>	<b>98</b>	<b>79</b>

	Michigan		Minnesota		New York		Providence		San Francisco		TOTALS		
	1999	2000	1999	2000	1999	2000	1999	2000	1999	2000	1999	2000	%+/-
<b>Police Response</b>													
<b>Incident reporting</b>													
<i>Reported to police</i>													
<b>Complaint taken/no arrest</b>	19	19	6	16	169	169	5	4	114	0	511	412	-19%
<b>Complaint taken/arrest</b>	7	7	2	3	42	39	4	0	25	121	122	206	69%
<b>Complaint refused</b>	2	6	0	0	24	30	1	0	6	32	69	103	49%
<b>Unkown Status</b>	0	0	0	0	18	13	0	0	0	12	54	25	-54%
<b>Subtotal</b>	<b>28</b>	<b>32</b>	<b>8</b>	<b>19</b>	<b>253</b>	<b>251</b>	<b>10</b>	<b>4</b>	<b>145</b>	<b>165</b>	<b>756</b>	<b>746</b>	<b>-1%</b>
<b>Not reported to police</b>	40	7	0	40	231	282	6	8	71	75	667	480	-28%
<b>Will report</b>	7	7	1	3	67	43	0	0	15	23	103	89	-14%
<b>Victim/client arrested</b>	9	28	16	2	29	35	2	2	6	15	83	146	76%
<b>Unknown</b>	12	47	13	30	0	0	0	0	150	137	383	690	80%
<b>Total</b>	<b>96</b>	<b>121</b>	<b>38</b>	<b>94</b>	<b>580</b>	<b>611</b>	<b>18</b>	<b>14</b>	<b>387</b>	<b>415</b>	<b>1992</b>	<b>2151</b>	<b>8%</b>
<b>Bias Classification</b>													
<b>Not reported by victim as bias</b>	2	4	1	2	30	57	0	0	4	12	83	104	25%
<b>Reported and classified as bias</b>	7	7	2	7	51	61	4	2	106	70	250	209	-16%
<b>Reported/classification refused</b>	6	8	0	5	17	9	2	0	4	8	73	72	-1%
<b>Attempting classification</b>	0	1	2	4	80	30	0	1	6	9	126	83	-34%
<b>No bias classification available</b>	11	12	1	1	29	63	0	0	2	4	89	133	49%
<b>Unknown</b>	2	0	2	0	46	31	4	1	23	62	135	145	7%
<b>Total</b>	<b>28</b>	<b>32</b>	<b>8</b>	<b>19</b>	<b>253</b>	<b>251</b>	<b>10</b>	<b>4</b>	<b>145</b>	<b>165</b>	<b>756</b>	<b>746</b>	<b>-1%</b>
<b>Police involved</b>													
<b>City/municipal</b>	10	18	N/A	N/A	237	226	8	2	119	111	582	540	-7%
<b>County police</b>	8	7	N/A	N/A	8	9	0	0	0	0	44	34	-23%
<b>State police</b>	8	5	N/A	N/A	1	8	0	0	0	0	15	16	7%
<b>Federal police</b>	1	1	N/A	N/A	7	0	0	1	11	0	22	3	-86%
<b>Other</b>	1	1	N/A	N/A	0	8	1	1	15	54	50	99	98%
<b>Ukn</b>	0	0	8	19	0	0	1	0	0	0	43	54	26%
<b>Total</b>	<b>28</b>	<b>32</b>	<b>8</b>	<b>19</b>	<b>253</b>	<b>251</b>	<b>10</b>	<b>4</b>	<b>145</b>	<b>165</b>	<b>756</b>	<b>746</b>	<b>-1%</b>



	<b>Chicago</b>		<b>Colorado</b>		<b>Columbus</b>		<b>Houston</b>		<b>Los Angeles</b>		<b>Massachusetts</b>	
	<b>1999</b>	<b>2000</b>	<b>1999</b>	<b>2000</b>	<b>1999</b>	<b>2000</b>	<b>1999</b>	<b>2000</b>	<b>1999</b>	<b>2000</b>	<b>1999</b>	<b>2000</b>
<b>Police Response</b>												
<i><b>Police Attitude</b></i>												
<b>Courteous</b>	<b>11</b>	<b>13</b>	<b>10</b>	<b>12</b>	<b>21</b>	<b>24</b>	<b>9</b>	<b>5</b>	<b>37</b>	<b>23</b>	<b>19</b>	<b>16</b>
<b>Indifferent</b>	<b>5</b>	<b>17</b>	<b>6</b>	<b>6</b>	<b>15</b>	<b>12</b>	<b>13</b>	<b>10</b>	<b>28</b>	<b>18</b>	<b>19</b>	<b>9</b>
<b>Verbally abusive/no slurs</b>	<b>1</b>	<b>3</b>	<b>3</b>	<b>12</b>	<b>0</b>	<b>0</b>	<b>2</b>	<b>5</b>	<b>1</b>	<b>2</b>	<b>3</b>	<b>3</b>
<b>Verbally abusive/slurs</b>	<b>1</b>	<b>1</b>	<b>3</b>	<b>0</b>	<b>2</b>	<b>1</b>	<b>0</b>	<b>1</b>	<b>1</b>	<b>0</b>	<b>4</b>	<b>3</b>
<b>Physically abusive/no slurs</b>	<b>1</b>	<b>0</b>	<b>3</b>	<b>4</b>	<b>0</b>	<b>0</b>	<b>0</b>	<b>1</b>	<b>0</b>	<b>0</b>	<b>1</b>	<b>0</b>
<b>Physically abusive/slurs</b>	<b>2</b>	<b>0</b>	<b>3</b>	<b>0</b>	<b>0</b>	<b>0</b>	<b>2</b>	<b>1</b>	<b>0</b>	<b>2</b>	<b>0</b>	<b>4</b>
<b>Unknown</b>	<b>2</b>	<b>0</b>	<b>6</b>	<b>1</b>	<b>8</b>	<b>4</b>	<b>5</b>	<b>2</b>	<b>13</b>	<b>16</b>	<b>52</b>	<b>44</b>
<b>Total Reporting to Police</b>	<b>23</b>	<b>34</b>	<b>34</b>	<b>35</b>	<b>46</b>	<b>41</b>	<b>31</b>	<b>25</b>	<b>80</b>	<b>61</b>	<b>98</b>	<b>79</b>

	Michigan		Minnesota		New York		Providence		San Francisco		TOTALS		
	1999	2000	1999	2000	1999	2000	1999	2000	1999	2000	1999	2000	%+/-
<b>Police Response</b>													
<b>Police Attitude</b>													
<b>Courteous</b>	9	7	4	7	84	125	6	2	113	73	323	307	-5%
<b>Indifferent</b>	4	8	2	3	72	54	1	0	9	36	174	173	-1%
<b>Verbally abusive/no slurs</b>	5	1	1	0	14	31	0	0	1	4	31	61	97%
<b>Verbally abusive/slurs</b>	4	5	0	3	10	12	0	0	4	5	29	31	7%
<b>Physically abusive/no slurs</b>	2	5	0	0	3	4	0	0	3	3	13	17	31%
<b>Physically abusive/slurs</b>	3	3	0	3	4	1	0	0	2	5	16	19	19%
<b>Unknown</b>	1	3	1	3	66	24	3	2	13	39	170	138	-19%
	<b>28</b>	<b>32</b>	<b>8</b>	<b>19</b>	<b>253</b>	<b>251</b>	<b>10</b>	<b>4</b>	<b>145</b>	<b>165</b>	<b>756</b>	<b>746</b>	<b>-1%</b>